


NEW HOLLAND

Baler 580

SERVICE PARTS CATALOG



GENERAL INFORMATION

1. Whenever the terms left or right are used, it should be understood to mean from a position facing in direction of travel.
2. Throughout this manual you find common hardware not illustrated, but listed in the description column. The service part immediately preceding a hardware listing is the part using these particular items for mounting purposes. This hardware is not included with the service part or assembly when ordered as a replacement.
3. NEW HOLLAND NORTH AMERICA, Inc. is continually striving to improve its products. We must, therefore, reserve the right to make improvements or changes when it becomes practical and possible to do so, without incurring any obligation to make changes or additions to the equipment sold previously.

ORDERING PARTS

1. Please submit orders on the Standard Dealer Order Form and mail to your Branch Office. The form should be completely filled in and any special routing so indicated. Telephone orders, being less accurate, should be limited to "emergency situations."
2. It is advisable to consult the Service Parts Price List and/or the Historical Reference List for part number supersession, package quantity and other pertinent information.

ALWAYS USE GENUINE NEW HOLLAND PARTS

NEW HOLLAND NORTH AMERICA, INC., 500 DILLER AVENUE, NEW HOLLAND, PA 17557

TABLE OF CONTENTS

001	HITCH GROUP
002	TONGUE
003	JACK
004	AXLE & WHEEL
005	MAIN FRAME
006	FEEDER & HOUSING - RIGHT SIDE
007	HOUSING - LEFT SIDE
008	PTO POWER PIVOT
009	FRONT PTO ASSEMBLY
010	REAR PTO ASSEMBLY
011	PTO CLUTCH ASSEMBLY
012	GEARBOX & FLYWHEEL
013	MAIN DRIVE GEARBOX
014	FEEDER DRIVES SHAFT ASSEMBLY
015	PICKUP DRIVES ASSEMBLY
016	SHAFT & PICKUP FINGER ASSEMBLY
017	PIVOT PIPE ASSEMBLY
018	WINDGUARD & PICKUP WHEEL
019	ROTOR FEEDER
020	ROTARY FEEDER CRANK ASSEMBLY
021	FEEDER SHIELDING
022	PLUNGER
023	NEEDLE & YOKE GROUP, TWINE TIE
024	NEEDLE SAFETY LATCH
025	TWINE KNOTTER ASSEMBLY
026	TWINE KNOTTER FRAME ASSEMBLY
027	TWINE FINGER, LEVER & TWINE BOX
028	METERING WHEEL
029	ATTACHMENTS AND OPTIONAL EQUIPMENT TRIPLE PURPOSE BALE CHUTE
030	QUARTER TURN BALE CHUTE
031	715245001 HYDRAULIC PICKUP LIFT KIT (805445)
032	CYLINDER 849372 COMPONENTS (HYDRAULIC PICKUP LIFT KIT)
033	HYDRAFORMATIC BALE TENSION GROUP
034	HYDRAULIC PUMP 703197
035	HYDRAULIC TONGUE SWING KIT
036	HYDRAULIC CYLINDER TONGUE SWING KIT
037	LIGHT KIT
038	HYDRAULIC DOORS KIT
039	HYDRAULIC CYLINDER
040	SIGNS & DECALS
041	GRASS HAY FEEDER KIT
042	RECOMMENDED INITIAL PARTS STOCK LIST - DEALER INFORMATION ONLY

METRIC AND INCH HARDWARE

Allowances have been made in punched and drilled holes to allow interchangeability of metric and inch dimension hardware in fastening and mounting applications. However, this interchangeability does not apply to tapped holes or using metric dimension nuts on inch cap screws, studs and bolts. Likewise, inch dimension nuts cannot be used on metric cap screws, studs or bolts.

Following is a listing of Common sizes for substitution.

Inches	Screw Diameter	Millimeters
3/16"		5 mm
1/4"		6 mm
5/16 "		8 mm
*3/8"		*10 mm
1/2"		12 mm
9/16"		14 mm
5/8"		16 mm
	Screw Length	
5/8"		15 mm
3/4"		20 mm
*1"		25 mm
1-1/4"		30 mm
1-3/8"		35 mm
1-1/2"		40 mm
1-3/4"		45 mm
2"		50 mm
2-1/4"		60 mm
2-3/4"		70 mm
3"		80 mm
3-1/2"		90 mm
4"		100 mm

*EXAMPLE: For most applications a 3/8" x 1" cap screw and nut can be replaced by a 10 mm x 25 mm cap screw and nut.

For additional size information and possible substitutions, either inch to metric or metric to inch, please refer to the conversion table in this catalog.

CONVERSION CHART

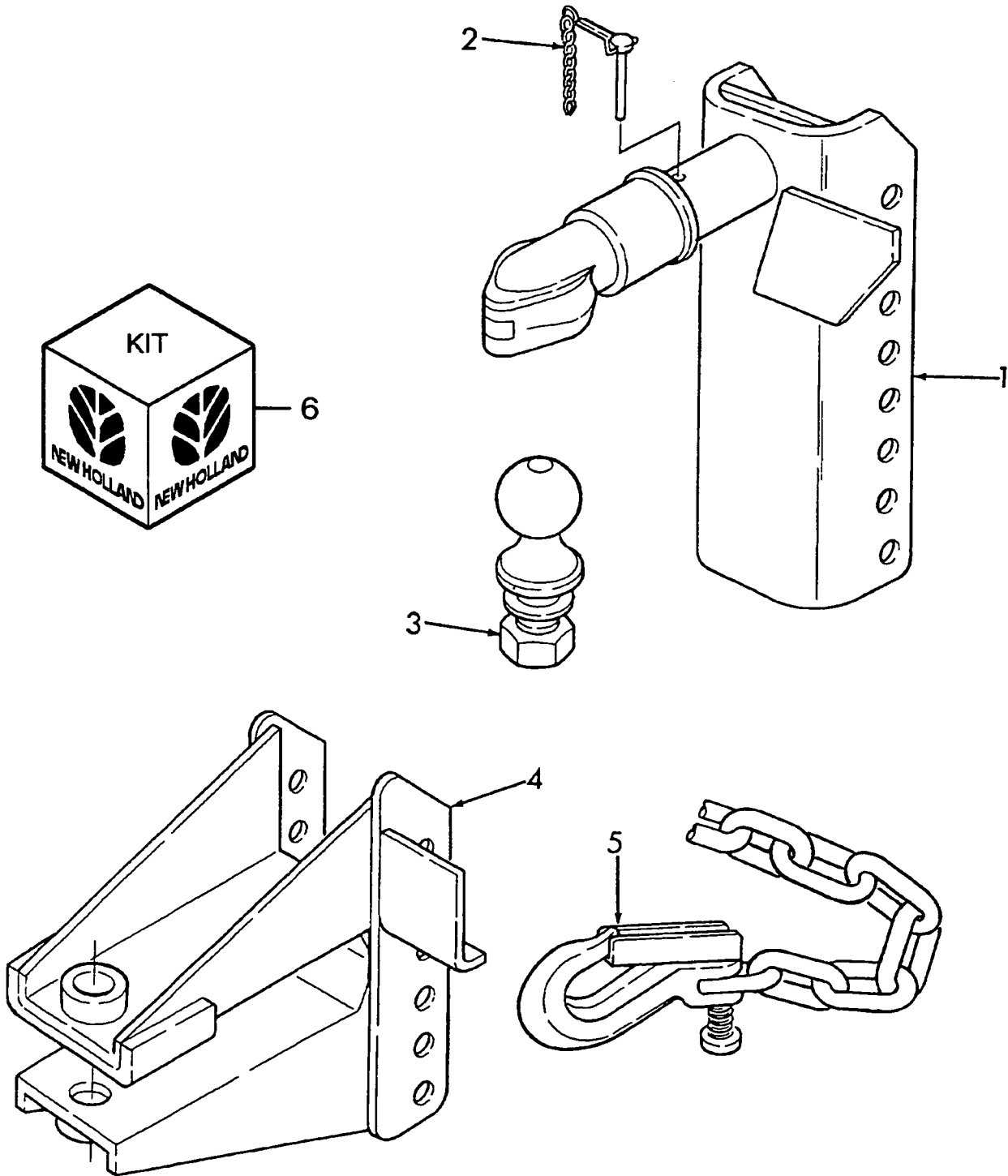
Inch Fractions and Decimals to Millimeter Equivalents											
INCHES		MM	INCHES		MM	INCHES		MM	INCHES		MM
Fraction	Decimal		Fraction	Decimal		Fraction	Decimal		Fraction	Decimal	
-	.0004	.01	-	.3	7.620	-	.7874	20	-	1.969	50
-	.001	.025	-	.3125	7.938	51/64	.7969	20.241	2	2.000	50.8
-	.0039	.10	-	.3150	8	13/16	.8125	20.638	2-1/8	2.125	54
-	.005	.127	21/64	.3281	8.334	-	.8268	21	-	2.165	55
-	.0079	.2	-	.3346	8.5	53/64	.8281	21.034	2-1/4	2.250	57.2
-	.0098	.25	11/32	.3438	8.731	27/32	.8438	21.431	-	2.362	60
-	.01	.254	-	.3543	9	55/64	.8594	21.828	2-3/8	2.375	60.3
-	.0118	.3	23/64	.3594	9.128	-	.8662	22	2-1/2	2.500	63.5
1/64	.0156	.397	-	.3740	9.5	7/8	.8750	22.225	-	2.559	65
-	.0157	.4	3/8	.375	9.525	57/64	.8906	22.622	2-5/8	2.625	66.7
-	.0197	.5	25/64	.3906	9.922	-	.9	22.860	2-3/4	2.750	69.9
-	.0236	.6	-	.3937	10	-	.9055	23	-	2.756	70
-	.025	.635	-	.4	10.160	29/32	.9063	23.019	2-7/8	2.875	73
-	.0276	.7	13/32	.4062	10.319	59/64	.9219	23.416	-	2.953	75
-	.0295	.75	-	.4134	10.5	15/16	.9375	23.813	3	3.000	76.2
1/32	.0313	.794	27/64	.4219	10.716	-	.9449	24	-	3.150	80
-	.0315	.8	-	.4331	11	61/64	.9531	24.209	3-1/4	3.250	82.6
-	.0354	.9	7/16	.4375	11.113	31/32	.9688	24.606	-	3.346	85
-	.0394	1	29/64	.4531	11.509	-	.9843	25	3-1/2	3.500	88.9
3/64	.0469	1.191	15/32	.4688	11.906	1	1.000	25.400	-	3.543	90
-	.0472	1.20	-	.4724	12	-	1.024	26	-	3.740	95
-	.05	1.270	31/64	.4844	12.303	1-1/16	1.062	26.988	3-3/4	3.750	95.3
-	.0551	1.4	-	.4921	12.5	-	1.063	27	-	3.937	100
-	.0591	1.50	1/2	.5	12.700	-	1.102	28	4	4.000	101.6
1/16	.0625	1.588	-	.5118	13	1-1/8	1.125	28.575	-	4.331	110
-	.0669	1.70	33/64	.5156	13.097	-	1.142	29	4-1/2	4.500	114.3
-	.075	1.905	7/32	.5326	13.494	-	1.181	30	-	4.724	120
5/64	.0781	1.984	-	.5315	13.5	1-3/16	1.188	30.16	5	5.000	127
-	.0787	2	35/64	.5469	13.891	-	1.221	31	-	5.118	130
-	.0906	2.3	-	.5512	14	1-1/4	1.250	31.75	5-1/2	5.500	139.7
3/32	.0938	2.381	9/16	.5625	14.288	-	1.260	32	-	5.512	140
-	.0984	2.5	-	.571	14.5	-	1.299	33	-	5.906	150
-	.1	2.540	37/64	.5781	14.684	1-5/16	1.312	33.34	6	6.000	152.4
-	.1024	2.6	-	.5906	15	-	1.339	34	-	6.299	160
7/64	.1093	2.776	19/32	.5938	15.081	1-3/8	1.375	34.93	6-1/2	6.500	165.1
-	.1181	3	-	.6	15.240	-	1.378	35	7	7.000	177.8
1/8	.125	3.175	39/64	.6094	15.478	-	1.417	36	-	7.087	180
-	.1378	3.5	-	.6103	15.5	1-7/16	1.438	36.51	7-1/2	7.500	190.5
9/64	.1406	3.572	5/8	.6250	15.875	-	1.457	37	-	7.874	200
5/32	.1563	3.969	-	.6299	16	-	1.496	38	8	8.000	203.2
-	.1575	4	41/64	.6406	16.272	1-1/2	1.500	38.10	8-1/2	8.500	215.9
11/64	.1719	4.366	-	.6496	16.5	-	1.535	39	-	8.661	220
-	.1772	4.5	21/32	.6563	16.669	1-9/16	1.562	39.69	9	9.000	228.6
3/16	.1875	4.763	-	.6693	17	-	1.575	40	-	9.449	240
-	.1969	5	43/64	.6719	17.066	-	1.614	41	9-1/2	9.500	241.3
-	.2	5.080	11/16	.6875	17.463	1-5/8	1.625	41.28	-	9.843	250
13/64	.2031	5.159	-	.6890	17.5	-	1.654	42	10	10.000	254
-	.2165	5.5	-	.7	17.780	1-11/16	1.688	42.86	-	10.236	260
7/32	.2188	5.556	45/64	.7031	17.859	-	1.693	43	11	11.000	279.4
15/64	.2344	5.963	-	.7087	18	-	1.732	44	-	11.024	280
-	.2362	6	23/32	.7188	18.256	1-3/4	1.750	44.45	-	11.811	300
1/4	.25	6.350	-	.7283	18.5	-	1.772	45	12	12.000	304.8
-	.2559	6.5	47/64	.7344	18.653	-	1.811	46	13	13.000	330.2
17/64	.2656	6.747	-	.7480	19	1-13/16	1.813	46.04	-	13.780	350
-	.2756	7	3/4	.75	19.050	-	1.850	47	14	14.000	355.6
9/32	.2813	7.144	49/64	.7656	19.447	1-7/8	1.875	47.63	15	15.000	381
-	.2953	7.5	-	.7677	19.5	-	1.890	48	-	15.748	400
19/64	.2969	7.541	25/32	.7813	19.844	-	1.929	49	16	16.000	406.4

001

p1

09/99

HITCH GROUP



001

p1

09/99

HITCH GROUP

REF	FN	PART NUMBER	YR/SN	QTY	DESCRIPTION
1		849055		1	Ball Hitch Weld Assy., Includes: Decals & Ref. 2
		859046		1	Decal - Caution
		859047		1	Decal - Attention
		128868		4	Spacer
		120091		4	Screw, Cap, HH, CL8.8, M16 x 60mm
		130358		8	Washer
2		688952		1	Pin & Chain
3		{714290}		1	Trailer Ball Assy., Includes: Attaching Hardware
		88457		1	Washer, Lock, 1-1/4"
		280490		1	Nut Hex, 1-1/4" UNF
4		849052		1	Clevis Hitch Weld Assy.
		128868		4	Spacer
		120091		4	Screw, Cap, HH, CL8.8, M16 x 60mm
		130358		8	Washer
5		854993		1	Chain, Safety Tow
		855228		1	Kit, Hardware, Chain, Safety
6	1	{805439}		AR	Kit, Hitch, Ball
6	1	{805438}		AR	Kit, Hitch, Clevis

(1) Order From Wholegoods

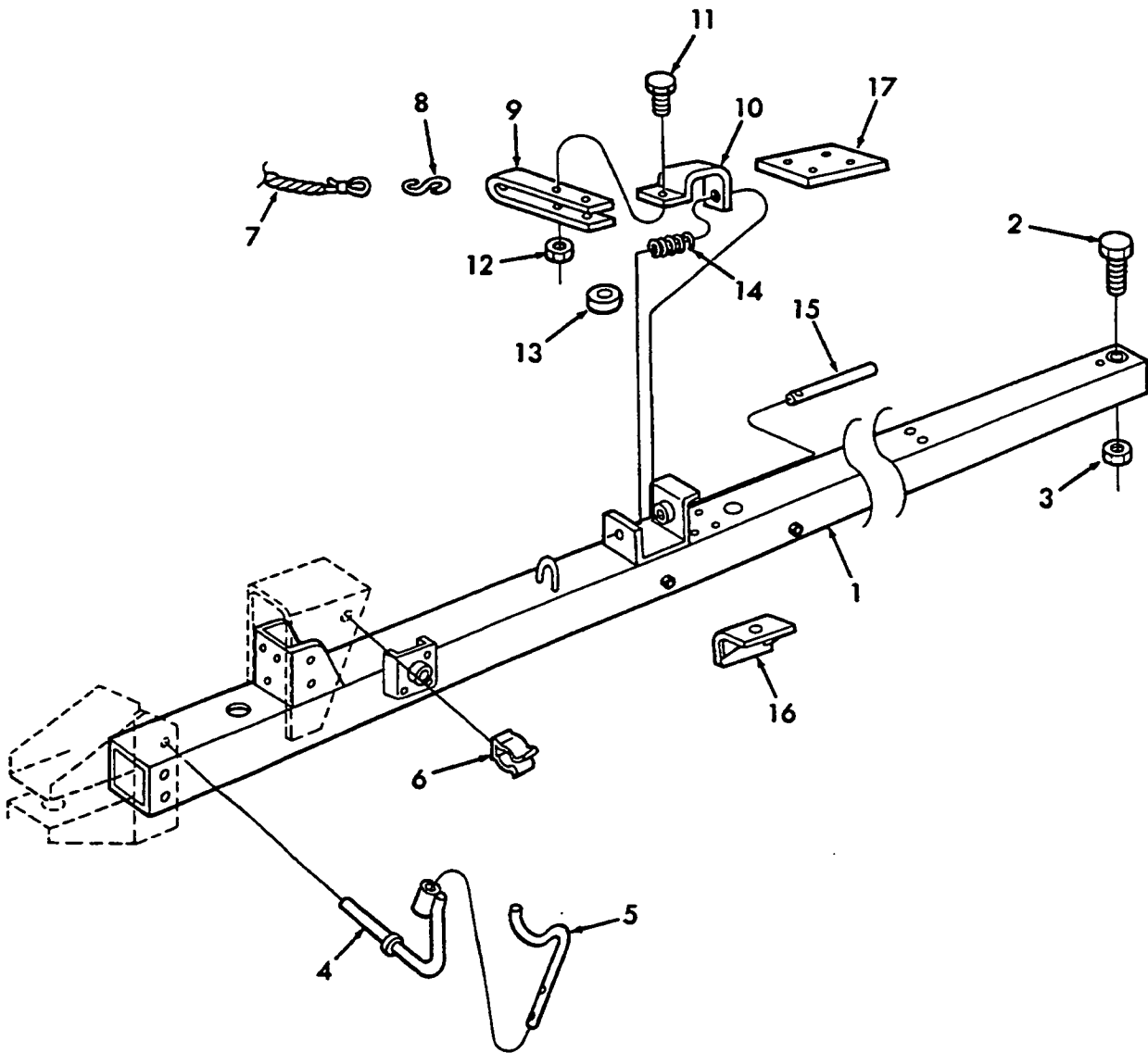
580

002

p1

10/99

TONGUE



002

p1

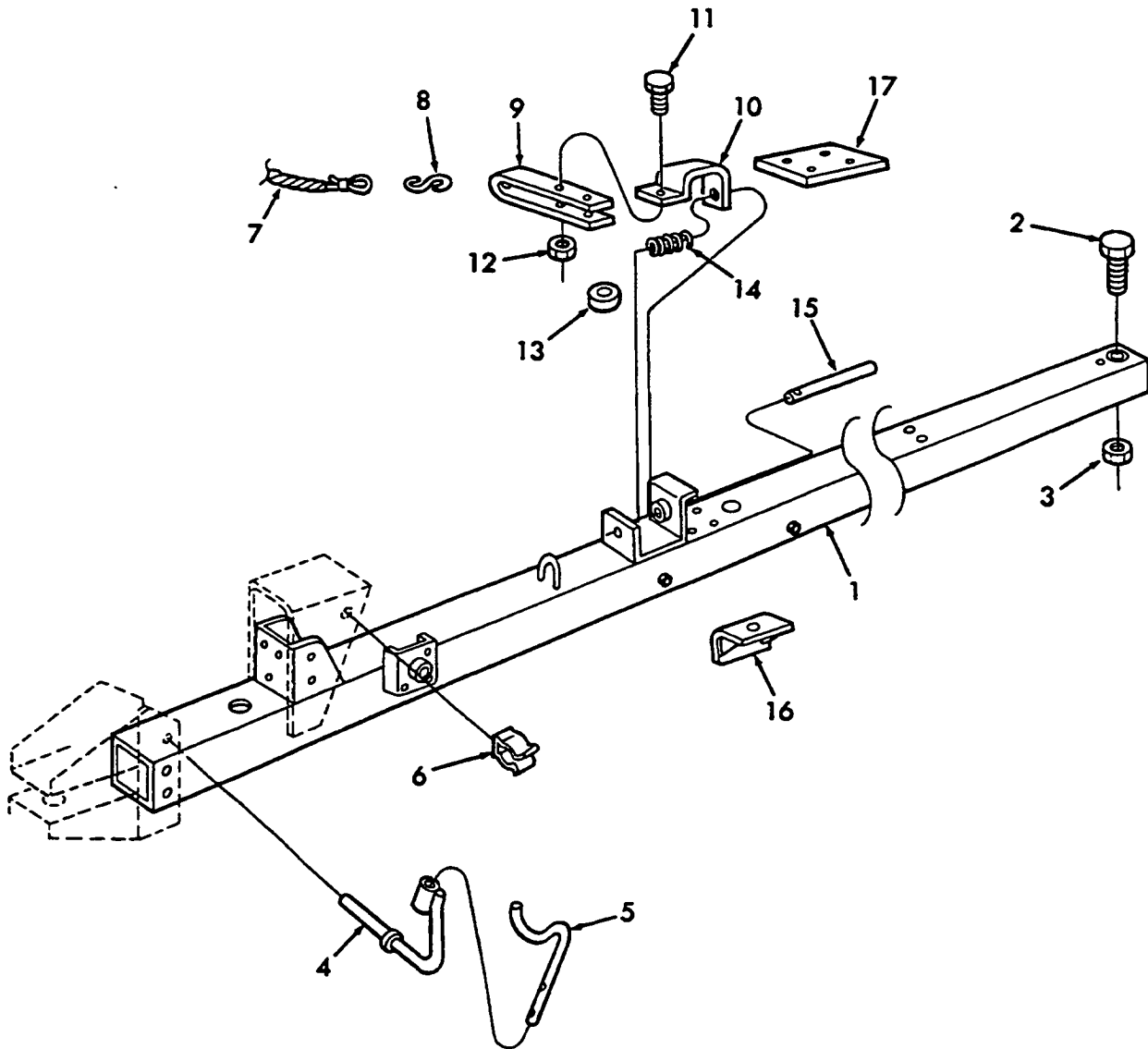
10/99

TONGUE

REF	FN	PART NUMBER	YR/SN	QTY	DESCRIPTION
1		849039		1	Tongue Weld Assy.
2		381523		1	Screw, Cap, HH, CL8.8, M20 x 210mm
3		380424		1	Nut, Lock, M20
4		849035		1	Support Weld Assy.
		87365		1	Washer, 5/8", SAE
		80755		1	Pin, Cotter, 1/8" x 1"
5		849038		1	Hook
		80777		1	Pin, Groove, A, 5/32" x 1-1/4"
		87365		2	Washer, 5/8", SAE
		80755		1	Pin, Cotter, 1/8" x 1"
6		163902		1	Spring, Clip
		120100		1	Screw, Cap, HH, M6 x 20mm
		9707580		1	Screw, Cap, HH, G5, .25 x .75"
		322357		1	Washer, Lock, M6
		87365		3	Washer, .62"
		9706755		1	Nut, Hex, M6
		7770		1	Nut, G5, .25"
7		175707		1	Rope
8		34455		1	S-Hookz
9		226245		1	Latch
10		226244		1	Bracket
11		43130		1	Screw, Cap, HH, CL8.8 M8 x 50mm
		9636711		1	Screw, Cap, HH, G5, .31 x 2.00"
12		43442		1	Nut, Lock, M8
		280736		1	Nut, Lock, .31"..Replaces 87382
13		228127		1	Spacer
		120106		1	Screw, Cap, HH, M8 x 40mm
		9636711		1	Screw, Cap, HH, G5, .31 x 20.."
		43442		1	Nut, Lock, M8
		280736		1	Nut, Lock, .31"..Replaces 87382
14		26392		1	Spring
15		851968		1	Pin, Latch
16		67619		1	Clip
		9706687		1	Screw, Cap, HH, 8.8P, M12 x 30
		9707516		1	Screw, Cap, HH, G5, 1/2" x 1-3/4"

580

TONGUE



002

p2

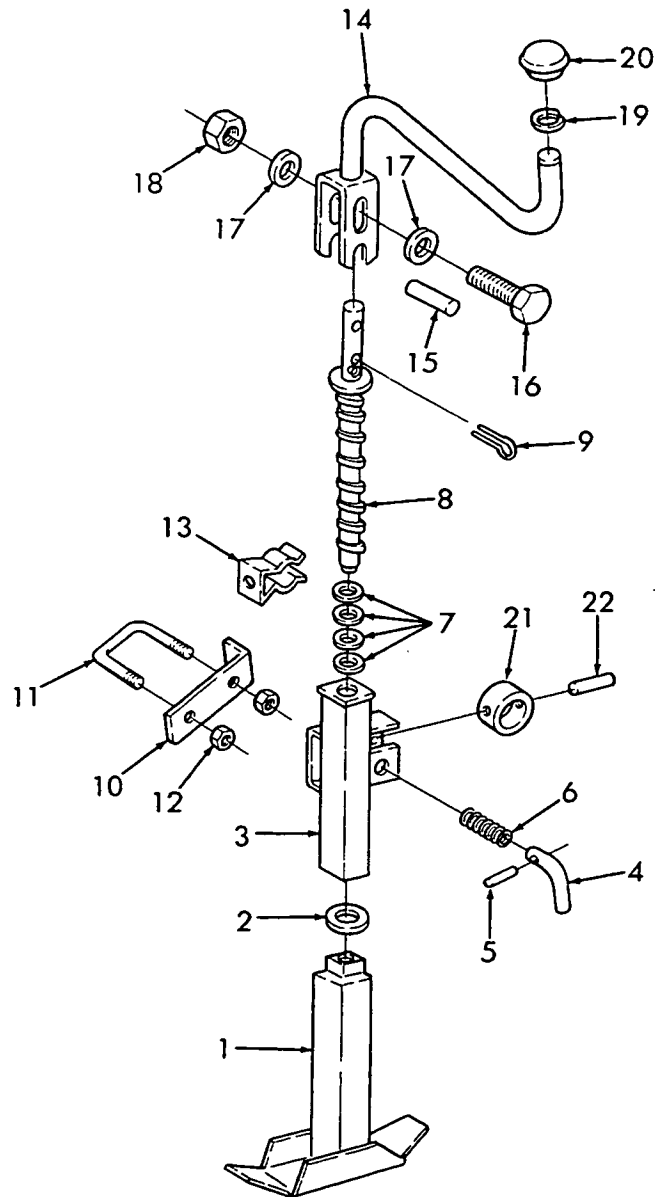
10/99

TONGUE

REF	FN	PART NUMBER	YR/SN	QTY	DESCRIPTION
		140046		1	Washer, Lock, M12
		337475		1	Nut, M12
		280431		1	Nut, Gr. 5, .50"
17		785127		1	Pad, Frame, Baler
		412710		4	Screw, Cap, Socket, Hex, Flat Hd., M6 x 20mm
		280431		1	Nut, G5, 1/2"

580

JACK



003

p1

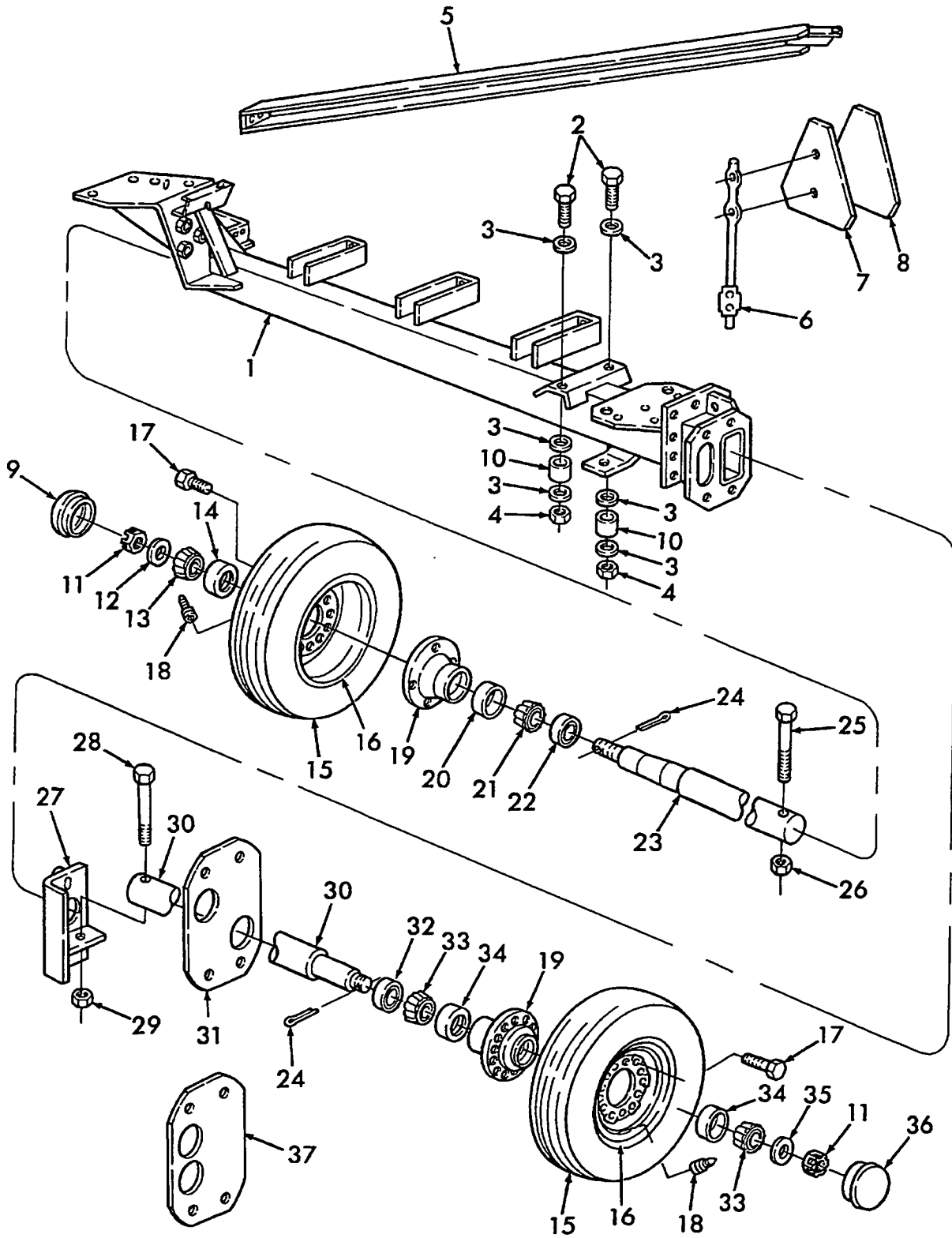
10/99

JACK

REF	FN	PART NUMBER	YR/SN	QTY	DESCRIPTION
1		528735		1	Jack Tube Weld Assy., Inside
2		50600		1	Washer, 7/8" ID x 1-1/2" OD x .062" Thick
3		122483		1	Jack Weld Assy.
		87414		1	Fitting, Lube, Straight, Self-tapping, 1/4"-28
4		128375		1	Pin, Jack
5		87455		1	Pin, Spring, 1/8" x 1"
6		26538		1	Spring
7		11438		4	Washer, 49/64" ID x 1-3/8" OD
8		713847		1	Jack Screw Weld Assy.
9		87398		1	Pin, Cotter, 3/16" x 1-1/4"
10		217392		1	Bracket
11		217391		1	U-Bolt
12		280129		2	Nut, Lock, GC, 1/4"-20
13		163902		1	Spring, Clip
		280641		1	Screw, Cap, HH, 1/4" x 5/8"
14		169702		1	Crank Weld Assy.
15		87406		1	Pin, Roll, 1/4" x 1-1/2"
16		88436		1	Screw, Cap, HH, 3/8" x 2"
17		80702		2	Washer, Plain, 3/8"
18		88902		1	Nut, Lock, Hex, 3/8"-16
19		129345		1	Ring, Retaining
20		129344		1	Knob
21		128542		1	Collar
22		87948		1	Pin, Grooved, Type A, 5/16" x 2-1/2"
		86521425		1	Nut, Speed, U Type, 1/4"-20

580

AXLE & WHEEL



004

p1

10/99

AXLE & WHEEL

REF	FN	PART NUMBER	YR/SN	QTY	DESCRIPTION
1		849393		1	Axle Weld Assy.
1	1	86515498		1	Axle Weld Assy., For Hi-flotation Tires, Standard ASN 917279
		43154		2	Screw, Cap, HH, M12 x 40mm
		65319		2	Washer, 1/2", Heat Treated
		100038		2	Nut, Lock, M12
2		120069		2	Screw, Cap, HH, M10 x 50mm
3		285072		6	Washer, Plain, 13/32" ID x 7/8" OD, Heat Treated
4		100037		2	Nut, Lock, M10
5		9604375		1	Brace Weld Assy.
		120041		2	Bolt, Carr., M10 x 20mm
		120044		1	Bolt, Carr., M12 x 30mm
		140045		2	Washer, Lock, M10
		140046		1	Washer, Lock, M12
		9628503		2	Nut, M10
		337475		1	Nut, M12
6		195036		1	Pole Mount Weld Assy.
7		86547710		1	Emblem, Slow Moving Vehicle On Metal Plate, Includes: Ref. 8..Replaces 189759
		84821		2	Screw, Mach., Truss Hd. #10 x 1/2"
		80684		2	Washer, Lock, #10
		87304		2	Nut, Hex, #10
8		86547711		1	Decal, Slow Moving Vehicle..Replaces 189396
9		249130		1	Cap, Hub, RH
10		698872		2	Spacer
11		412106		2	Nut, Slotted, M20
12		87381		1	Washer, 3/4", SAE
13		574809		1	Cone, Bearing
14		574810		1	Cup, Bearing
15		PL		AR	Tire, Rib Implement, 9-1/2" x 15", 6 Ply Flotation, RH
15		NS		AR	Tire, Rib Implement, 11L-14, 6 ply, Hi-Flotation, RH
15		NS		AR	Tire, Rib Implement, 11L - 15, 6 ply, Hi-Flotation, RH
15		PL		AR	Tire, Terra Rib, 31" x 13-1/2", 15 - 6 Ply Flotation, LH

(1) Axle To Lower The Baler Height When Using The Hi-Flotation Tires So That The Baler Is The Same Height As The Standard Tires.

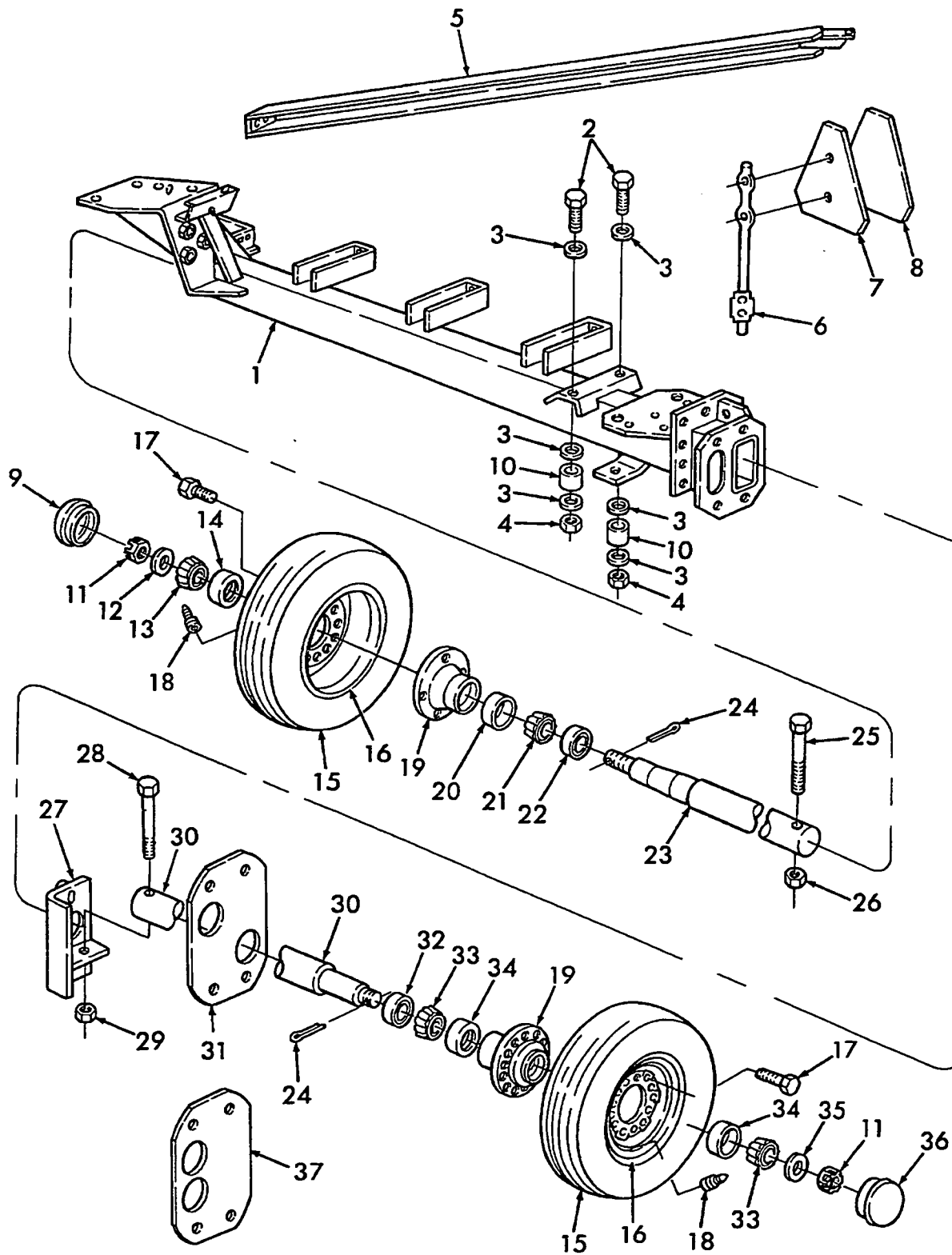
580

004

p2

10/99

AXLE & WHEEL



004

p2

10/99

AXLE & WHEEL

REF	FN	PART NUMBER	YR/SN	QTY	DESCRIPTION
15		621531		AR	Tire, Rib Implement, 14L - 16.1, 8 Ply, Hi-Flotation, LH
15		592225		AR	Tire, Rib Implement, 11L-15, Hi-Flotation, RH
16		577095		AR	Wheel, Disc, 6 Bolt, Flotation, RH
16		577903		AR	Wheel, Disc, 6 Bolt, Flotation, LH
16	1	277102		AR	Wheel, For 14L -16.1 Tire, Hi-Flotation, LH
16		714718		AR	Wheel, For 11L - 14 Tire, Hi-Flotation, RH
16		187084		AR	Wheel, For 11L - 15 Tire, Hi-Flotation, RH
17		32383		12	Bolt, Wheel
18		196033		2	Valve, Tire, Tubeless, LH & RH, except 14L 16.1 Tire
18		512083		1	Valve - Tire, Tubeless, For 14L - 16.1 Tire
19		9847071		1	Hub, Wheel, RH, Replaces 199177
19		36059		1	Hub, Wheel, LH
20		36723		1	Cup, Bearing
21		36726		1	Cone, Bearing
22		36727		1	Seal, Oil
23		9847584		1	Spindle, RH, Replaces 848956
24		86523851		2	Pin, Cotter
25		120093		1	Screw, Cap, HH, CL8.8 M16 x 80mm
26		86000441		1	Nut, Lock, M16
27		849413		1	Angle Weld Assy., Except w/Hi-Flotation Tires
27		9829276		1	Angle Weld Assy., Hi-Flotation Tires
		9706702		2	Screw, Cap, HH, M12 x 50mm
		65319		3	Washer, Heat Treated, 1/2"
		140046		1	Washer, Lock, M12
		100038		1	Nut, Lock, M12
		337475		1	Nut, M12
28		412085		1	Screw, Cap, HH, CL10.9 M12 x 80mm
29		100038		1	Nut, Lock, M12
30		849410		1	Spindle, LH
31		849416		1	Plate, Spindle, Except w/Hi-Flotation Tires
31		9829278		1	Plate, Spindle, Hi-Flotation Tires
		120090		4	Screw, Cap, HH, M16 x 50mm
		781316		8	Washer, Heat Treated

(1) No Longer Serviced

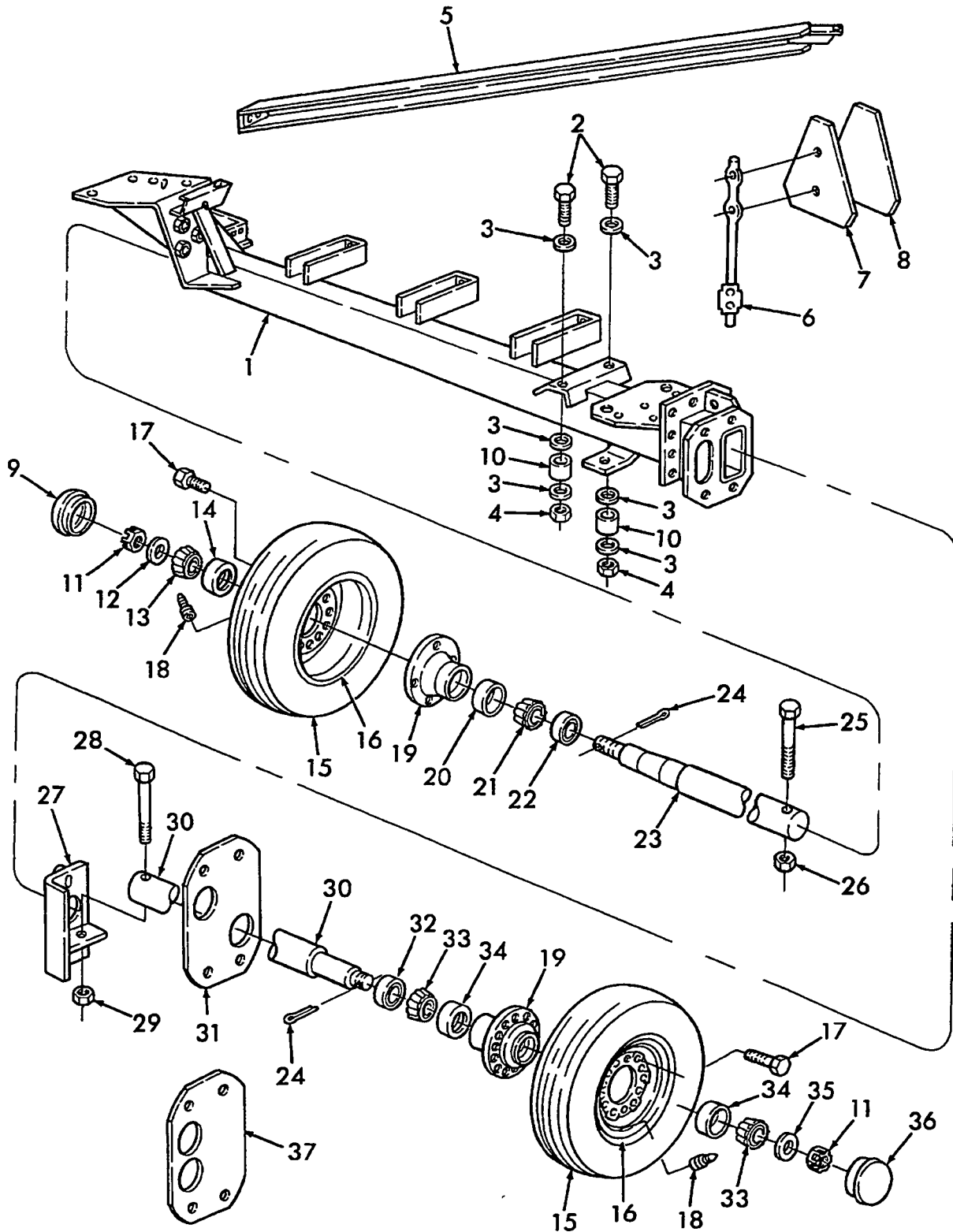
580

004

p3

10/99

AXLE & WHEEL



004

p3

10/99

AXLE & WHEEL

REF	FN	PART NUMBER	YR/SN	QTY	DESCRIPTION
		86000441		4	Nut, Lock, M16
32		100412		1	Seal
33		36057		2	Cone, Bearing
34		72062		2	Cup, Bearing
35		86511191		2	Washer, 3/4"
36		249127		1	Cap, Hub, LH
37		9829278		1	Plate, Spindle

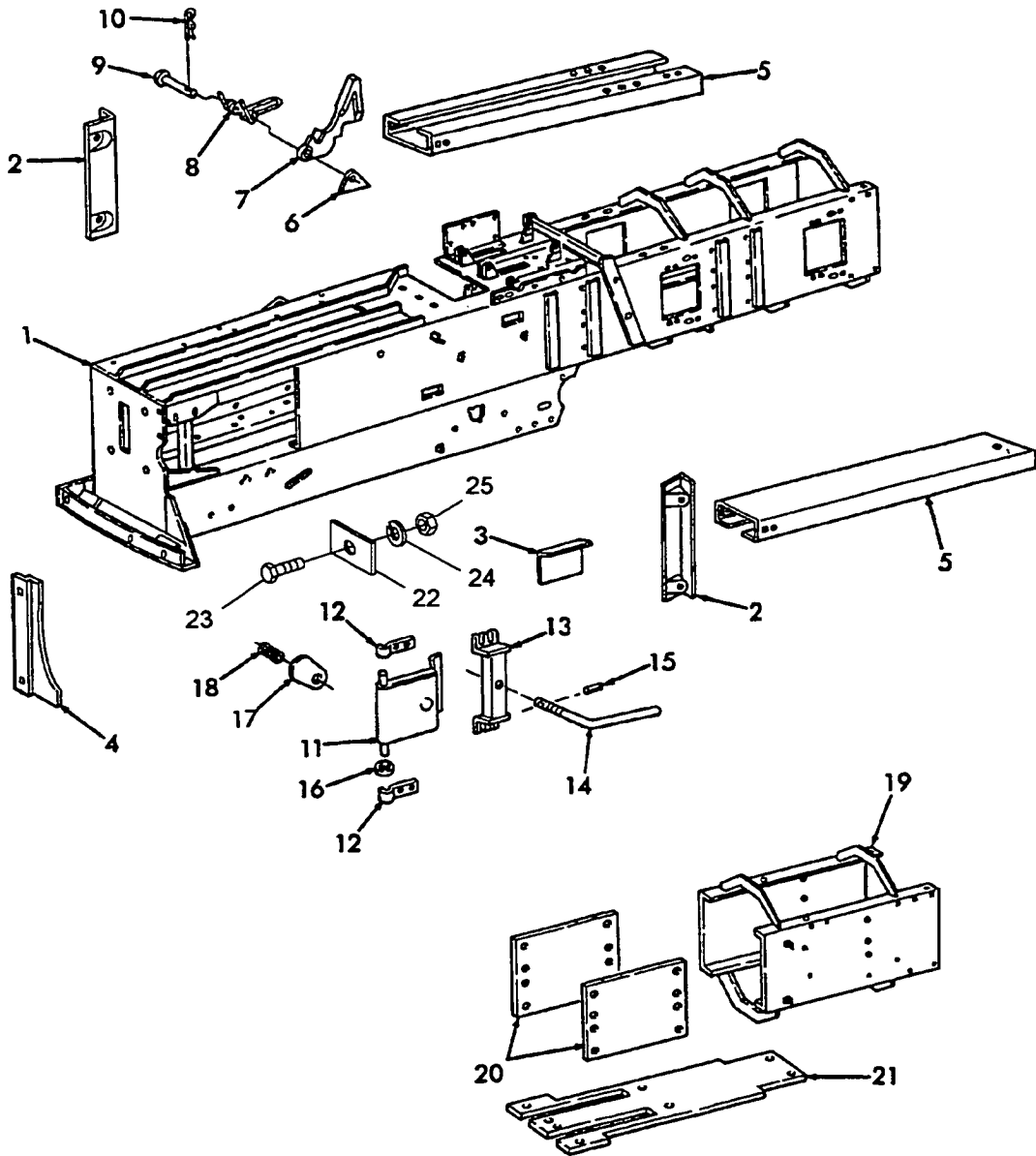
580

005

p1

10/99

MAIN FRAME



005

p1

10/99

MAIN FRAME

REF	FN	PART NUMBER	YR/SN	QTY	DESCRIPTION
1		9808473		1	Bale Chamber Weld Assy.
		571382		1	Fitting, Lube
2		32124		2	Stop, Hay Side, 12-1/4" (311mm) Long
		43140		4	Screw, Cap, HH, M10 x 30mm
		88434		4	Screw, Cap, HH, G5, 3/8" x 3/4"
		140045		2	Washer, Lock, M10
		100037		4	Nut, Lock, M10
		45992		AR	Stop, Hay, 5-3/4" (146mm) Long, Optional
		86516817		AR	Bolt, Plow, G5, 3/8" x 1"
		80680		AR	Washer, Lock, 3/8"
		9628503		AR	Nut, Hex, 3/8"
3		848456		1	Cover..Replaces 86517319
4		9823891		1	Shield
		86507486		2	Bolt, Carr., M8 x 20mm
		322358		2	Washer, Lock, M8
		9706690		2	Nut, M8
5		{9808754}		2	Tension Rail Weld Assy.
6		854913		6	Stop, Dog, Plunger
		120106		6	Screw, Cap, HH, M8 x 40mm
		43442		6	Nut, Lock, M8
7		714862		6	Dog, Plunger
8		86505745		6	Spring, Replaces 771477
9		771478		6	Pin
10		216698		6	Pin, Hair, Cotter
11		848480		2	Hay Door Weld Assy.
12		788886		4	Bracket, Hinge
		120041		8	Bolt, Carr., M10 x 20mm
		140045		8	Washer, Lock, M10
		9628503		8	Nut, Hex, M10
13		848483		2	Support Weld Assy.
		120041		8	Bolt, Carr., M10 x 20mm
		140045		8	Washer, Lock, M10
		100016		8	Nut, Hex, M10
14		849347		2	Handle
15		278768		2	Pin, Spring, M3 x 20mm

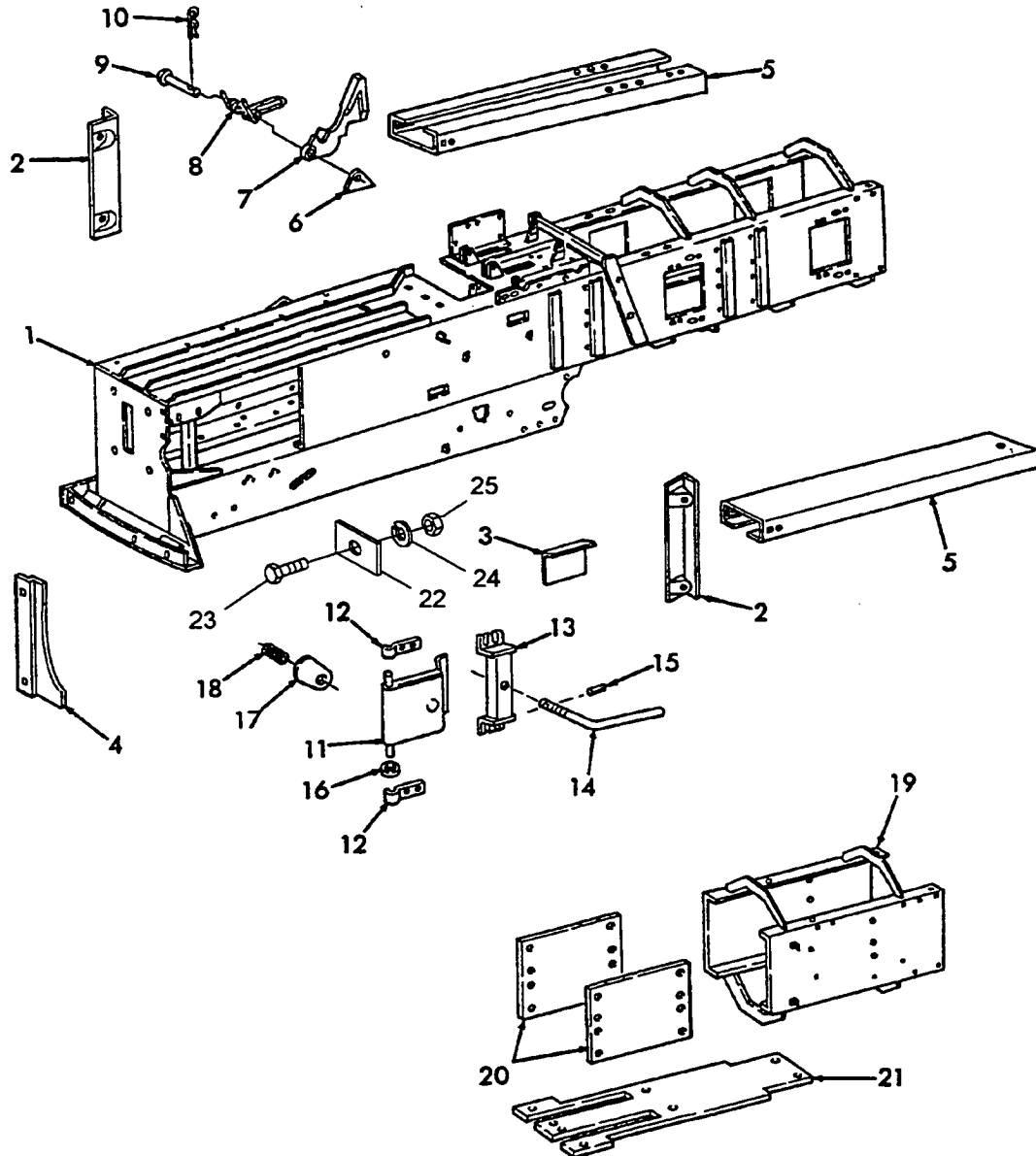
580

005

p2

10/99

MAIN FRAME



005

p2

10/99

MAIN FRAME

REF	FN	PART NUMBER	YR/SN	QTY	DESCRIPTION
16		244379		2	Washer
17		321662		1	Cover
		86512441		1	Bolt, Carriage, M6 x 30
		280687		1	Bolt, Carr., 1/4" x 1-1/4"
		88832		1	Bolt, Carr., G5, 1/4" x 3/4"
		80701		1	Washer - 1/4"
		322357		1	Washer, Lock, M6
		280129		1	Nut, Lock, 1/4"
		7770		1	Nut, Lock, G5, 1/4"
18		707796		1	Spring
19		9827886		1	Kit, Extension, Case, Bale
19		9828019		1	Bale Case Extension Weld Assy.
		120041		16	Bolt, Carr., CL8.8 - M10 x 20mm
		140045		16	Washer, Lock, M10
		100016		16	Nut, M10
20		9827891		2	Plate
21		9808753		1	Kit, Bottom, Chamber, Includes: P/N"s 120245, 140045, 100037
		86512446		8	Bolt, Carr., CL8.8 - M10 x 30
		140045		8	Washer, Lock, M10
		100037		8	Nut, Lock, M10
22		86547944		3	Clip
23		9707516		3	Screw, Cap, HH, G5, 1/2" x 1-3/4"
24		86513238		3	Washer, Lock, 1/2"
		88434		4	Screw, Cap, HH, G5, 3/8" x 3/4"
25		280431		3	Nut, 1/2"

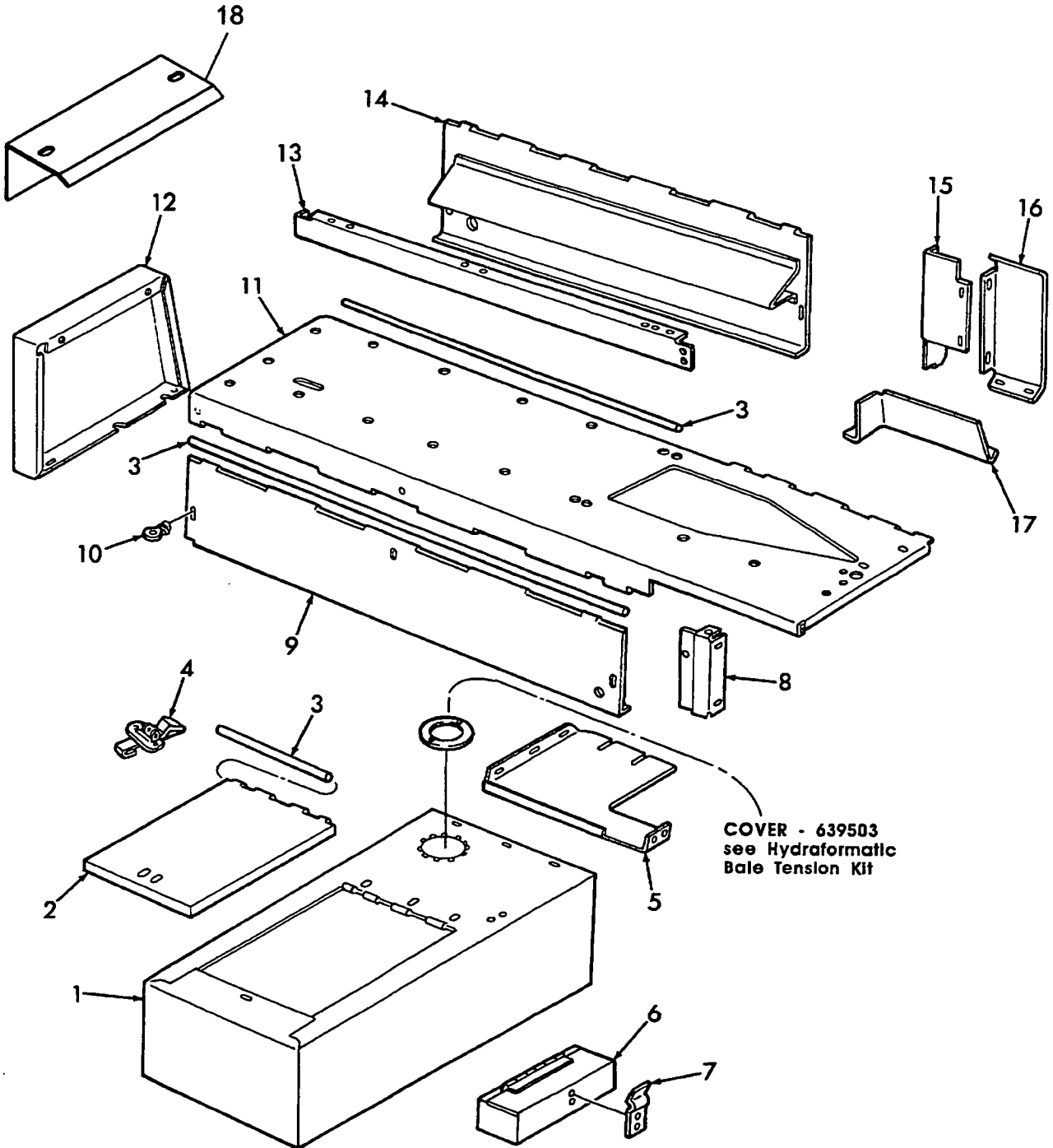
580

006

p1

10/99

FEEDER & HOUSING - RIGHT SIDE



DECAL SIGN SET
9809523

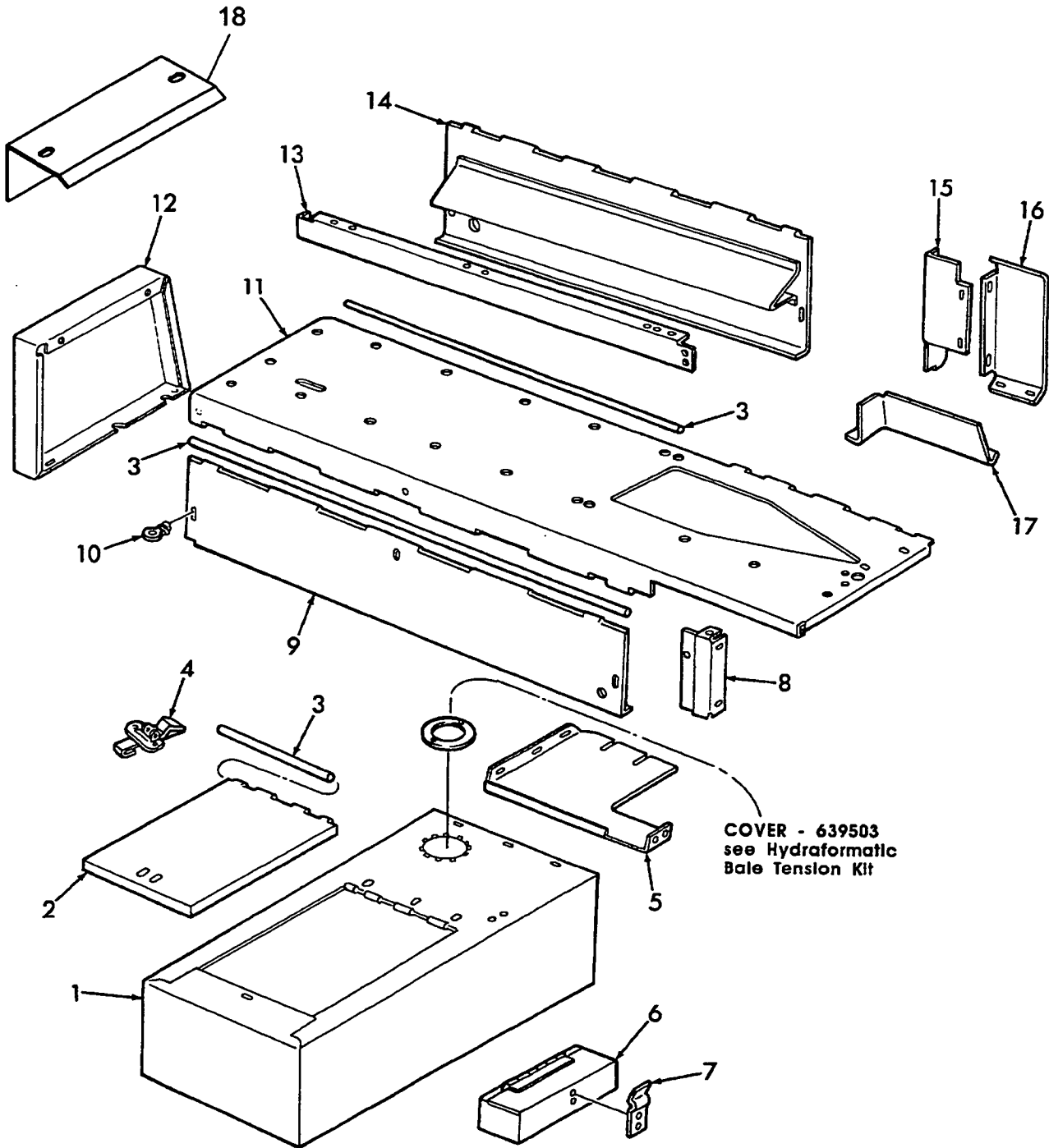
FEEDER & HOUSING - RIGHT SIDE

REF	FN	PART NUMBER	YR/SN	QTY	DESCRIPTION
1		86510519		1	Hood Weld Assy., Replaces 9843101, 9848197
		16043224		6	Screw, Cap, HH, M8 x 16mm..Replaces 120103
		86508568		5	Screw, Cap, HH, M6 x 16mm
		87362		6	Washer, 5/16", SAE
		87361		5	Washer, 1/4", SAE
		322358		6	Washer, Lock, M8
		322357		5	Washer, Lock, M6
		9706690		6	Nut, Hex, M8
		9706755		5	Nut, Hex, M6
2		86510521		1	Door, Includes: 47606 Warning Decal, Replaces 9604412
3		637576		3	Pin, Hinge, 3/16" x 81", 4.76mm x 2057.4mm, Cut to Desired Length
4		244457		1	Clamp
		120098		4	Screw, Cap, HH, M5 x 20mm
		80707		4	Washer, 3/16", SAE
		322357		4	Washer, Lock, M6
		86509265		4	Nut, Hex, M5
5	1	9604411		1	Baffle
		86508568		8	Screw, Cap, HH, M6 x 16mm
		87361		8	Washer, 1/4", SAE
		322357		8	Washer, Lock, M1
		9706755		8	Nut, Hex, M6
6		638928		1	Tool Box Weld Assy.
		86508568		2	Screw, Cap, HH, M6 x 16mm
		87361		2	Washer, 1/4", SAE
		322357		2	Washer, Lock, M6
		9706755		2	Nut, Hex, M6
7		9801069		1	Latch
		84821		2	Screw, Mach., Truss Hd., #10 x 1/2"
		80707		2	Washer, 3/16"
		80684		2	Washer, Lock, #10
		87304		2	Nut, Hex, #10
8		9604401		1	Filler

(1) No Longer Serviced

580

FEEDER & HOUSING - RIGHT SIDE



DECAL SIGN SET
9809523

COVER - 639503
see Hydraformatic
Bale Tension Kit

006

p2

10/99

FEEDER & HOUSING - RIGHT SIDE

REF	FN	PART NUMBER	YR/SN	QTY	DESCRIPTION
		86508568		4	Screw, Cap, HH, M6 x 16mm
		87361		4	Washer, 1/4", SAE
		322357		4	Washer, Lock, M6
		9706755		4	Nut, Hex, M6
9		9604402		1	Door, Front
10		264552		6	Fastener Assy.
11		9604424		1	Cover, Top
		16043224		21	Screw, Cap, HH, M8 x 16mm
		87362		21	Washer, 5/16", SAE
		322358		21	Washer, Lock, M8
		9706690		21	Nut, Hex, M8
12	1	9604506		1	End Cap Weld Assy.
		16043224		3	Screw, Cap, HH, M8 x 16mm
		87362		3	Washer, 5/16", SAE
		322358		3	Washer - Lock M8
		9706690		2	Nut, Hex, M8
13		9604414		1	Support
		16043224		8	Screw, Cap, HH, M8 x 16mm
		87362		8	Washer, 5/16", SAE
		322358		8	Washer, Lock, M8
		9706690		8	Nut, Hex, M8
14		9604418		1	Rear Door Weld Assy.
15		9604417		1	Support
		120104		3	Screw, Cap, HH, M8 x 20mm
		87362		3	Washer, 5/16", SAE
		322358		3	Washer, Lock, M8
		9706690		3	Nut, Hex, M8
16		9604415		1	Filler
		16043224		1	Screw, Cap, HH, M8 x 16mm
		87362		1	Washer, 5/16", SAE
		322358		1	Washer, Lock, M8
		9706690		1	Nut, Hex, M8
17		9619619		1	Guard
		16043224		1	Screw, Cap, HH, M8 x 16mm

(1) Used on & BSN 917391

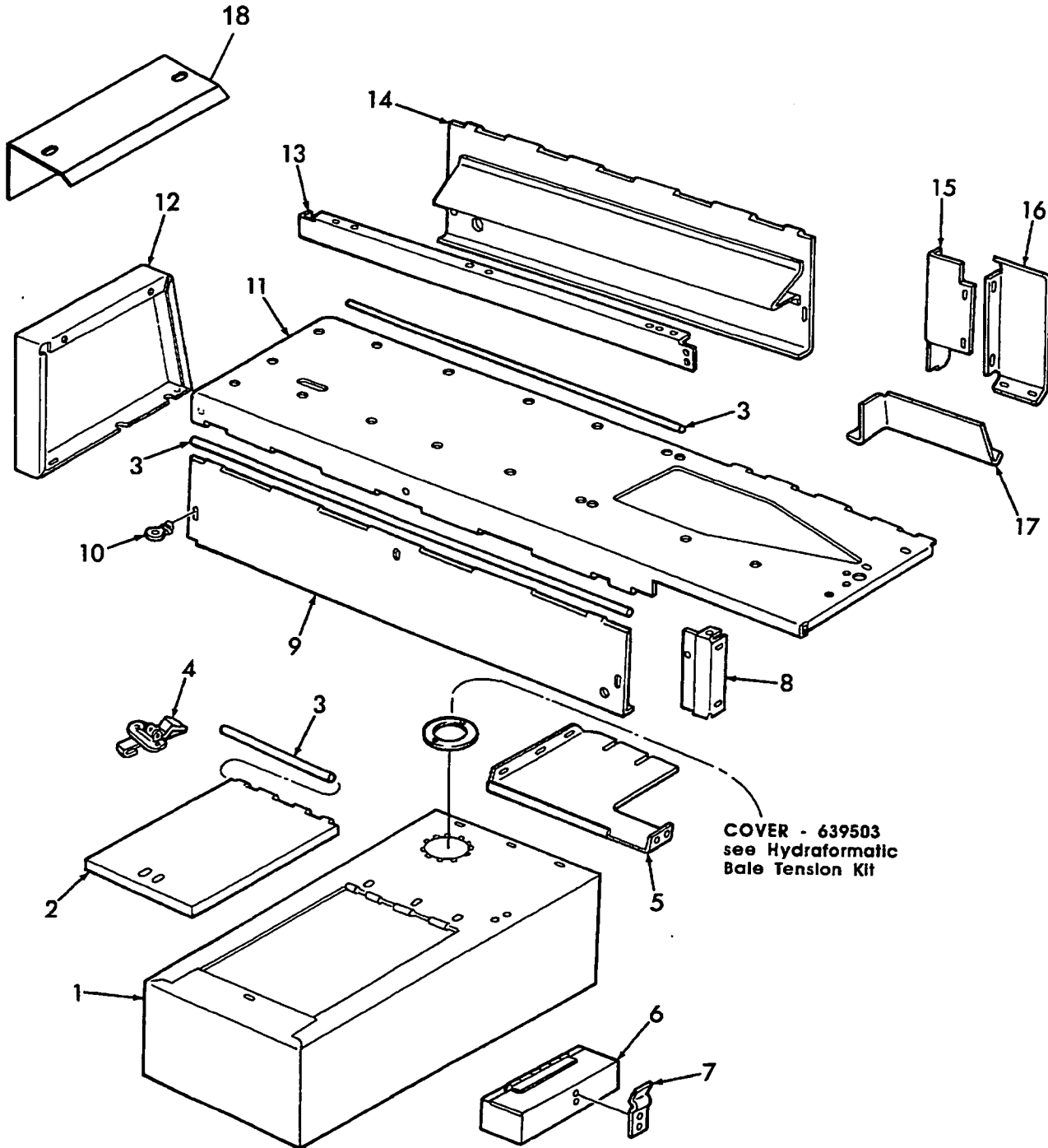
580

006

p3

10/99

FEEDER & HOUSING - RIGHT SIDE



DECAL SIGN SET
9809523

FEEDER & HOUSING - RIGHT SIDE

REF	FN	PART NUMBER	YR/SN	QTY	DESCRIPTION
		87362		1	Washer, 5/16", SAE
		322358		1	Washer, Lock, M8
		9706690		1	Nut, Hex, M8
		9809523		AR	Set, Sign, Decal
18	1	86517594		1	Cover
	1	280641		2	Screw, Cap, HH, G5, 1/4" x 5/8"
	1	87361		2	Washer, 1/4", SAE
	1	322357		2	Washer, Lock, M6
	1	7770		2	Nut, G5, 1/4"

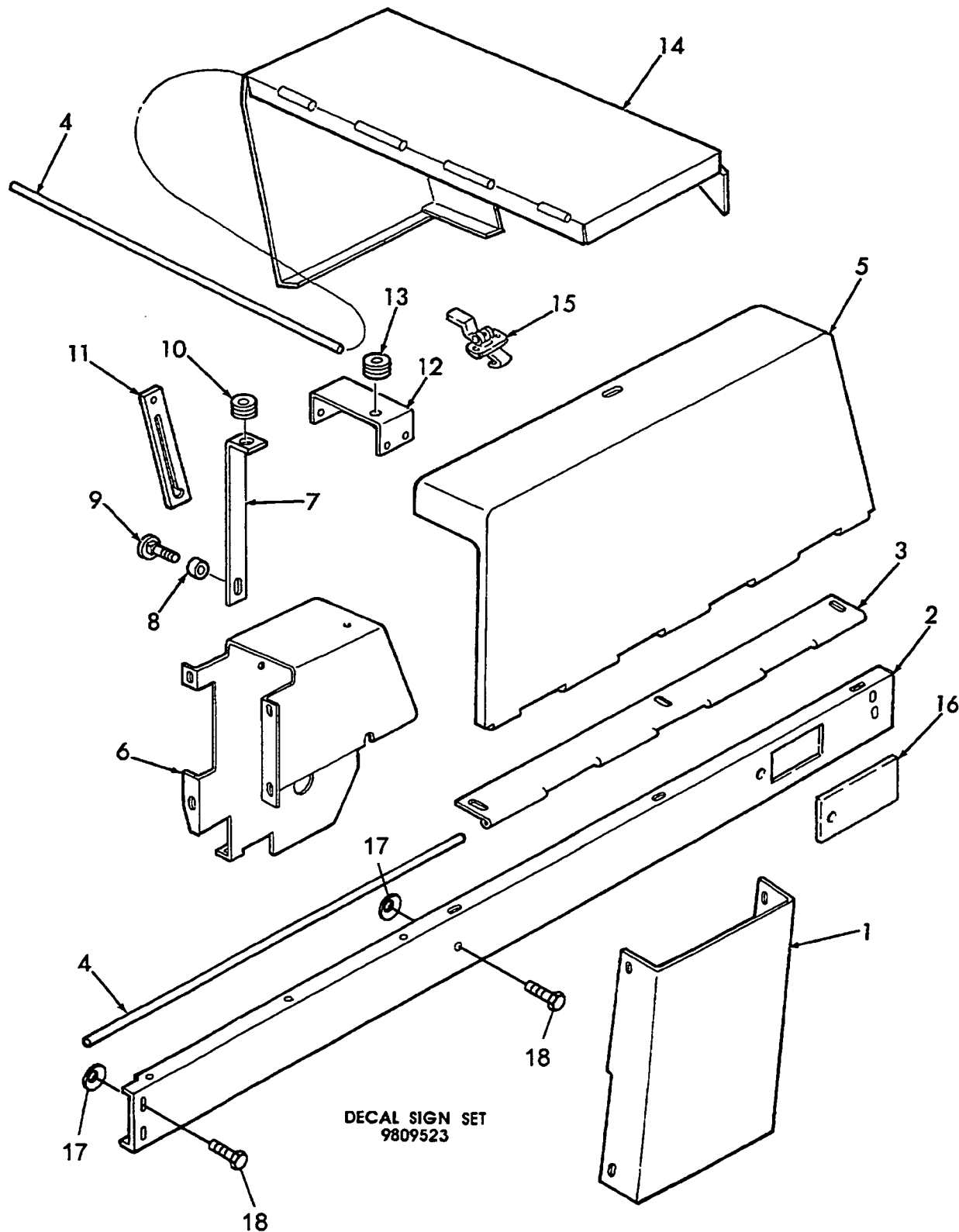
(1) Used on & ASN 917392

007

p1

10/99

HOUSING - LEFT SIDE



DECAL SIGN SET
9809523

007

p1

10/99

HOUSING - LEFT SIDE

REF	FN	PART NUMBER	YR/SN	QTY	DESCRIPTION
1		9808498		1	Shield, Drive, Pick-up
		16043224		4	Screw, Cap, HH, M8 x 16mm
		87362		4	Washer, 5/16", SAE
		322358		4	Washer, Lock, M8
		9706690		4	Nut, Hex, M8
2		9847181		1	Channel Weld Assy., Replaces 9823889
		16043224		2	Screw, Cap, HH, M8 x 16mm
		87362		2	Washer, 5/16", SAE
		322358		2	Washer, Lock, M8
		9706690		2	Nut, Hex, M8
3		9604425		1	Hinge
		16043224		3	Screw, Cap, HH, M8 x 16mm
		87362		3	Washer, 5/16", SAE
		322358		3	Washer, Lock, M8
		9706690		3	Nut, Hex, M8
4		637576		2	Pin, Hinge, 3/16" x 81", 4.76mm x 2057.4mm, Cut to Desired Length
5		86510600		1	Shield, Side, LH, Includes: 47606 Warning Decal, Replaces 9604413
6		86510553		1	Shield, Knotter, Replaces 9604416
		86507486		5	Bolt, Carr., M8 x 20mm
		87362		5	Washer, 5/16", SAE
		322358		5	Washer, Lock, M8
		9706690		5	Nut, Hex, M8
7		693895		1	Support
8		86560503		1	Spacer
9		86508749		1	Bolt, Rd. Hd., Sq.Neck, G5, 3/8" x 1-1/4"
		140045		1	Washer, Lock, M10
		9628503		1	Nut, G5, 3/8"
10		174265		1	Grommet
11		86515796		1	Latch
		16043224		1	Screw, Cap, HH, M8 x 16mm
		43127		1	Screw, Cap, HH, M8 x 25mm
		43442		2	Nut, Lock, M8
		9706690		1	Nut, Hex, M8

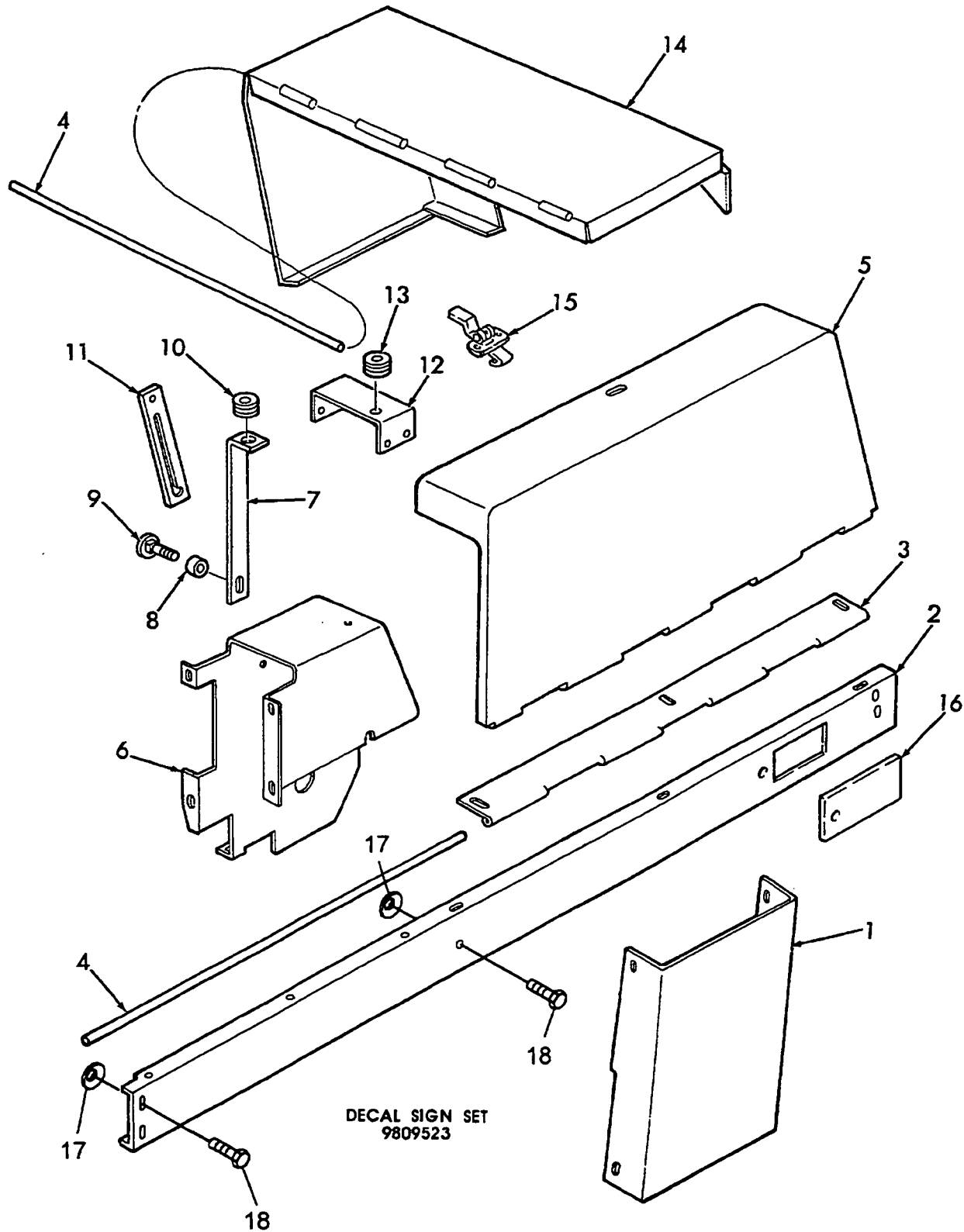
580

007

p2

10/99

HOUSING - LEFT SIDE



007

p2

10/99

HOUSING - LEFT SIDE

REF	FN	PART NUMBER	YR/SN	QTY	DESCRIPTION
12		9615021		1	Bracket
		86508568		4	Screw, Cap, HH, M6 x 16mm
		322357		4	Washer, Lock, M6
		9706755		4	Nut, Hex, M6
13		46288		1	Grommet
14		86510550		1	Knotter Cover Weld Assy., Replaces 9604421
15		244457		1	Clamp
16		603796		1	Cover
		16043224		1	Screw, Cap, HH, M8 x 16mm
		322358		1	Washer, Lock, M8
		9809523		AR	Set, Sign, Decal
17		322358		AR	Washer, Lock, BV, M8
18		87657		AR	Screw, Cap, HH, G5, 5/16"-18 x 1-1/4"

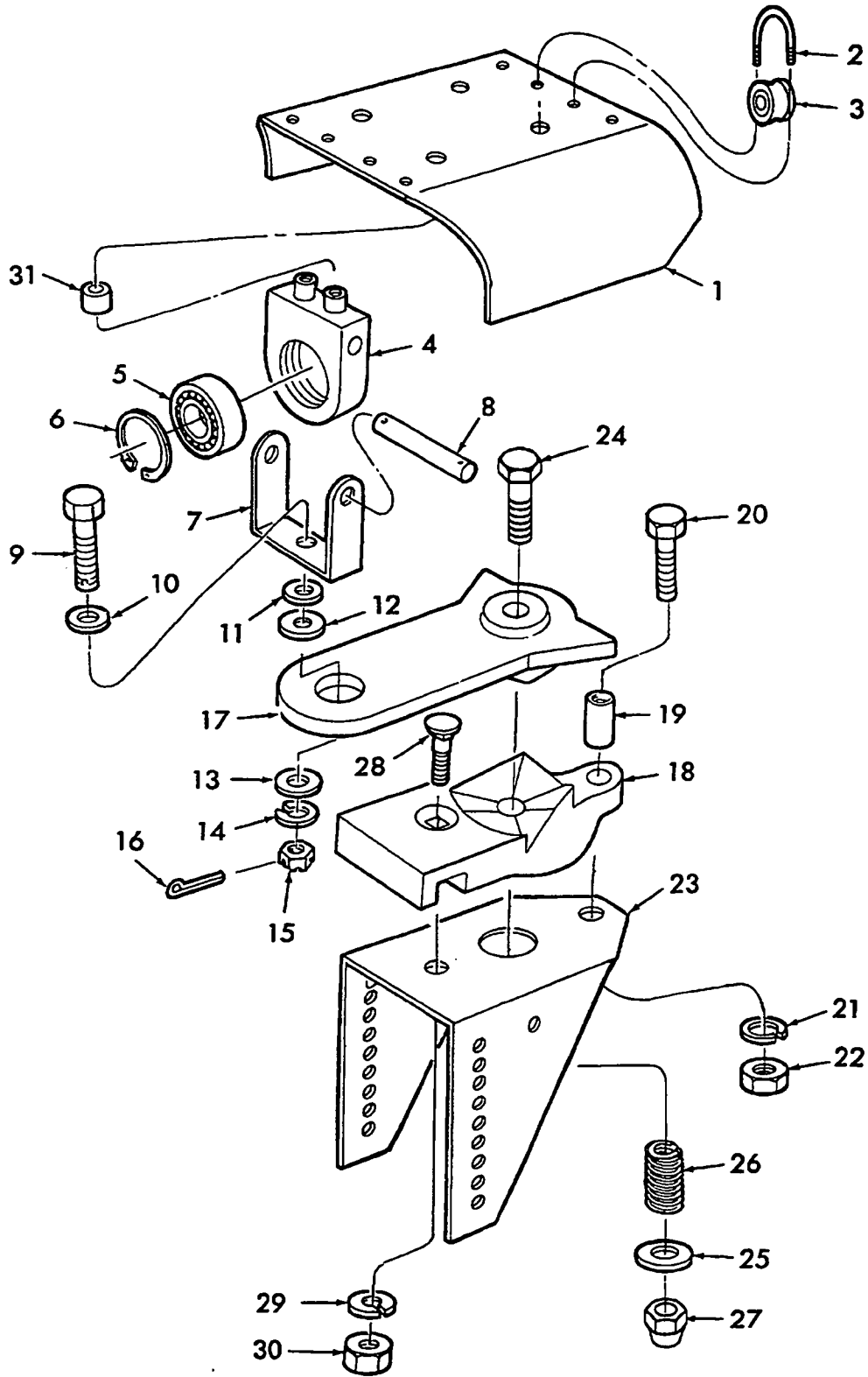
580

008

p1

10/99

PTO POWER PIVOT



008

p1

10/99

PTO POWER PIVOT

REF	FN	PART NUMBER	YR/SN	QTY	DESCRIPTION
1		242039		1	Shield, Bearing, Tipping
		120068		2	Screw, Cap, HH, M10 x 40mm
		140045		2	Washer, Lock, M10
2		28114		1	U-Bolt, Guide, Twine, Replaces 9604540 w/P/N 28114 & (2) 87304
		322357		2	Washer, Lock, M6
		87304		2	Nut, Hex, #10
3		86543545		1	Guide, Twine..Replaces 28110
4		9604550		1	Bearing Assy., Includes: Ref. 5 & 6
5		9808112		1	Bearing
6		29852		1	Ring, Retaining
7		285182		1	Yoke
8		29851		1	Pin
		80299		AR	Washer, 5/8"
		394818		AR	Pin, Cotter, 3/16" x 1"
9		573958		1	Bolt, Drilled
10		516161		1	Washer, 25/32" ID x 2-3/8" OD x 1/4" Thick, 19.8mm x 60.3mm x 6.4mm
11		285183		1	Spacer, Bushing
12		187426		4/AR	Washer
13		578092		1	Washer, Plated, 49/64" ID x 1-7/8" OD x .135" Thick, 19.4mm x 47.6mm x 3.4mm
14		87340		1	Washer, Lock
15		88886		1	Nut, Hex, Slotted, 3/4" UNF
16		86013355		1	Pin, Cotter, Plated & Heat Treated, 3/16" x 1-1/2"
17		579555		1	Arm, Pivot, Replaces 9604549
18		579553		1	Support, Ratchet, Replaces 9604547
19		579577		1	Spacer
20		9637417		1	Screw, Cap, HH, 1/2" x 3-1/2"
21		80679		1	Washer, Lock, 1/2"
22		280431		1	Nut, Hex 1/2"
23		682146		1	Support
		9706687		4	Screw, Cap, HH, 8.8P, M12 x 30
		140046		4	Washer, Lock, M12
24		280316		1	Screw, Cap, HH, G5, 3/4" x 7"

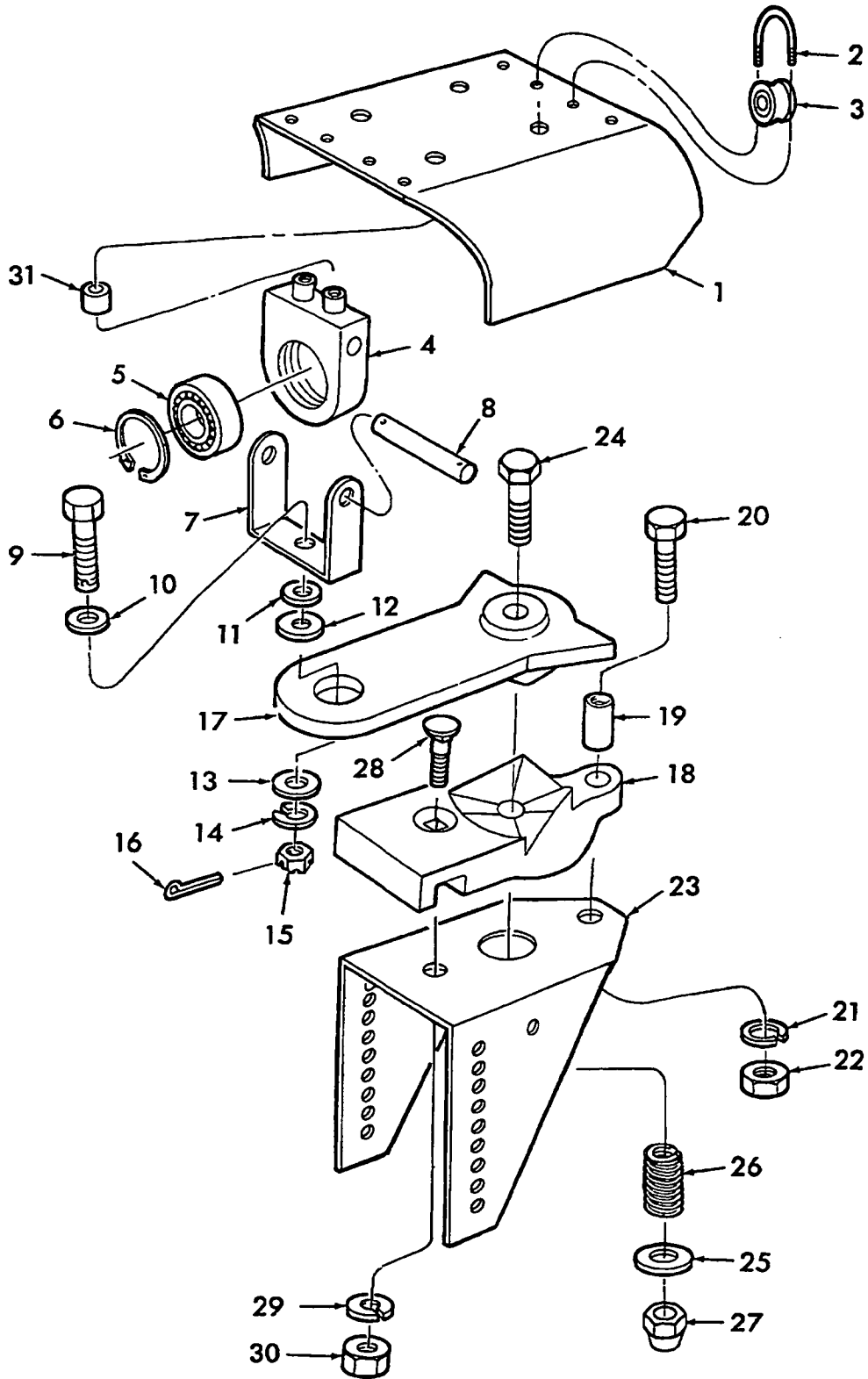
580

008

p2

10/99

PTO POWER PIVOT



PTO POWER PIVOT

REF	FN	PART NUMBER	YR/SN	QTY	DESCRIPTION
25		86511191		1	Washer, 3/4"
26		115150		1	Spring
27		280375		1	Nut, Lock, M20
28		280534		1	Bolt, Plow, G5, 3/8" x 2"
29		80680		1	Washer, Lock, 3/8"
30		9628503		1	Nut, Hex, 3/8"
31		167444		2	Spacer

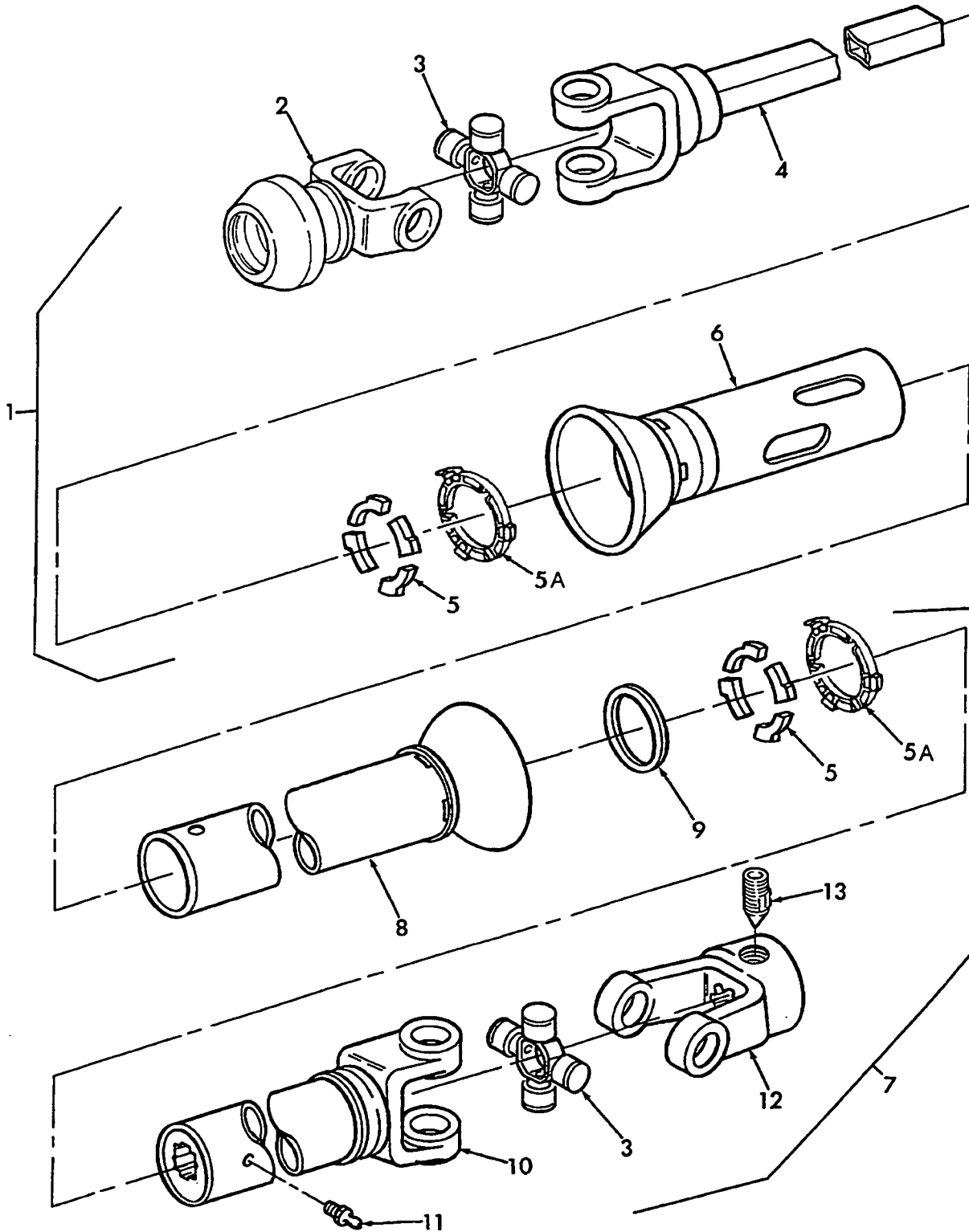
580

009

p1

09/99

FRONT PTO ASSEMBLY



009

p1

09/99

FRONT PTO ASSEMBLY

REF	FN	PART NUMBER	YR/SN	QTY	DESCRIPTION
1		86509541		1	Shielded Shaft Assy., Plastic, Heavy Duty, Replaces 856703 Includes: Ref. 2 thru 6, Replaces 856703
2		850618		1	Yoke Assy.
3		126761		2	Bearing & Spider, Includes: 4 Retaining Rings & 1 Lube Fitting - 1/4" - 28 UNF Thread
4		710441		1	Yoke & Shaft
5		185746		8	Bearing, Metal Shields
5A		86509544		2	Bearing, Plastic Shields
6		86517018		1	Shield, Outer, Metal, Includes: Danger Sign
6		86509543		1	Shield, Outer, Plastic, Includes: Danger Sign
		849471		1	Sign, Danger
7		86509540		1	Shielded Tube Assy., Plastic, Heavy Duty, Includes: Ref. 3,5 & 8 thru 13
8		571996		1	Shield, Inner, Metal
8		86509542		1	Shield, Inner, Plastic
9		136418		1	Bearing, Nylon
10		710438		1	Yoke & Tube Assy., Includes: Ref. 11 & Danger Sign
		849472		1	Sign, Danger
11		87414		AR	Fitting, Lube, Self-Tapping, 1/4" - 28
12		131902		1	Yoke
13		763883		1	Screw, Set, Special
		87309		1	Nut, Jam, 1/2" UNF

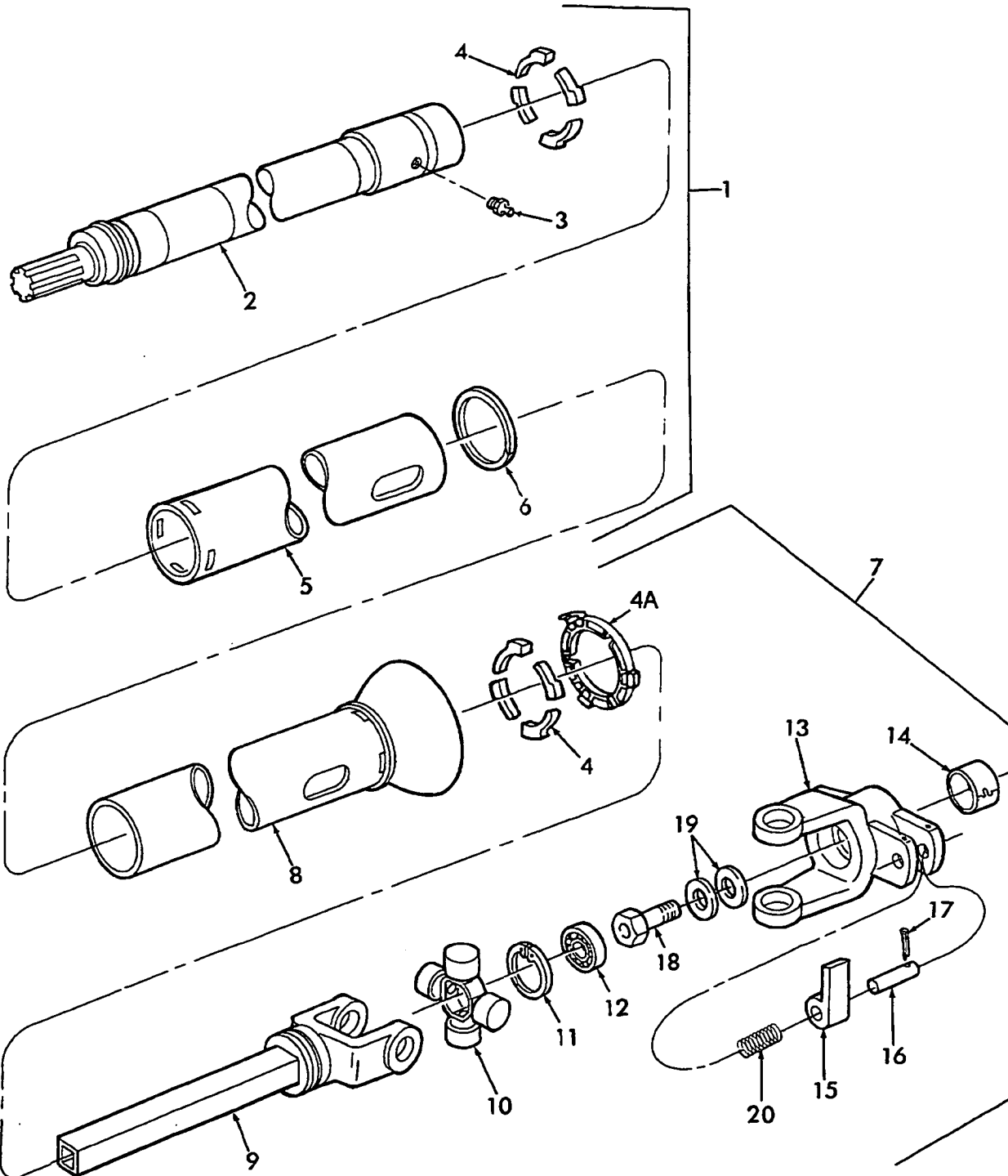
580

010

p1

09/99

REAR PTO ASSEMBLY



010

p1

09/99

REAR PTO ASSEMBLY

REF	FN	PART NUMBER	YR/SN	QTY	DESCRIPTION
1		86509548		1	Shielded Tube Assy., Plastic, Includes: Ref. 2, 3, 4, 5 and 6, Replaces 798199
2		798197		1	Tube Assy., Includes: Ref. 3
3		87414		AR	Fitting, Lube, Self-Tapping, 1/4" - 28
4		185746		8	Bearing, except for 86509552 outer shield
4A		86509544		1	Bearing, for 86509552 outer shield
5		712979		1	Shield, Metal, Inner
5		86509550		1	Shield, Plastic, Inner
6		136418		1	Bearing, Nylon
7		86509553		1	Shielded Shaft Assy., Plastic, HD, Includes 4A and Ref. 8 thru 14, Replaces 9845394
8		9827960		1	Shield, Metal, Outer
8		86509552		1	Shield, Plastic, Outer, Requires 86509544 Bearing, Ref. 4A.
9		710445		1	Yoke & Shaft
10		126761		1	Bearing & Spider
11		183442		1	Ring, Retaining
12		44680		1	Bearing
13		9845392		1	Yoke & Bushing Assy., Includes: Ref. 11,12 & 14, Replaces 263017
		87569		1	Fitting, Lube, Self-Tapping, 45°, 1/4" - 28
14		184317		1	Bushing
15		218527		2	Dog, Clutch
16		46789		2	Pin
17		87673		2	Pin, Cotter, 1/8" x 1-3/4"
18		221481		1	Screw, Cap, Drilled
		87569		1	Fitting, Lube, 45°, 1/4" - 28
19		65319		2	Washer
20	1	704452		AR	Spring

(1) (2) In Springbag, P/N 9877793

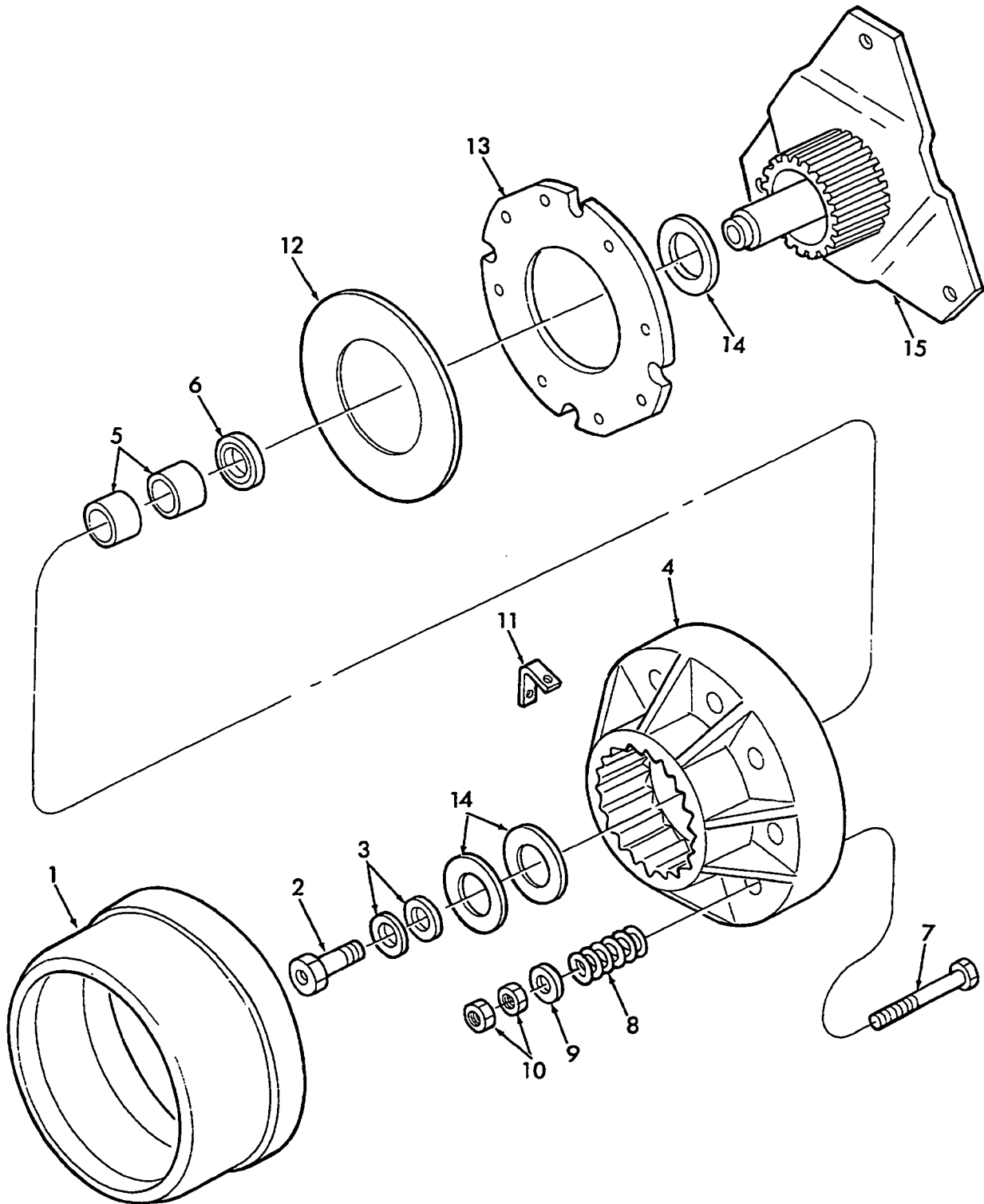
580

011

p1

09/99

PTO CLUTCH ASSEMBLY



011

p1

09/99

PTO CLUTCH ASSEMBLY

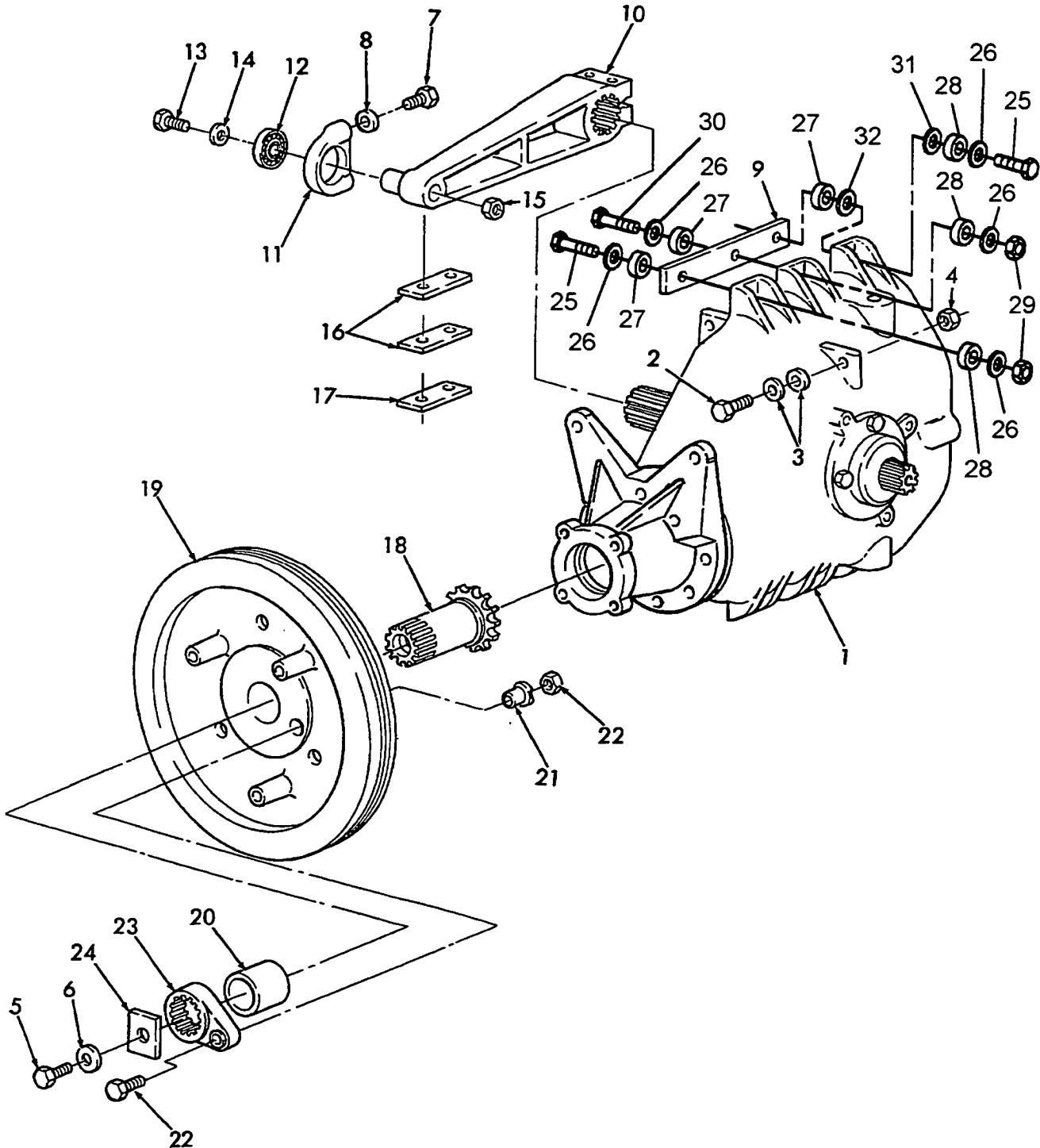
REF	FN	PART NUMBER	YR/SN	QTY	DESCRIPTION
1	1	708890		1	Shield Weld Assy.
1	2	86524203		1	Shield Weld Assy.
	1	135632		3	Screw, Mach., Truss Hd., USR, 5/16" x 1/2"
	2	PL		3	Screw, Mach., Truss Hd., USR, 5/16" x 3/4"
2		221481		1	Screw, Cap, Drilled
		87569		1	Fitting, Lube, 45°, 1/4" - 28
3		80702		2	Washer
4		9828556		1	Clutch Housing Assy., Includes: Ref. 5 & 6, Replaces 786610
5		184317		2	Bushing
6		46886		1	Seal, Oil
7		331168		8	Screw, Cap, HH, M10 x 140mm
8		9617868		8	Spring
9		9801065		8	Washer
10		9628503		16	Nut, Hex, M10
11		645650		3	Bracket
		120100		3	Screw, Cap, HH, M6 x 20mm
		322357		3	Washer, Lock, M6
		9706755		3	Nut, Hex, M6..Replaces 100014
12		261798		3	Friction Disc Assy.
13		258425		3	Plate
14		189423		3	Shim, 35.4mm ID x 57.2mm OD x 0.8mm Thick
15		849376		1	Clutch Pilot Weld Assy.
		9503185		3	Screw, Cap, HH, G10, .9 M12 x 55mm
		262183		3	Washer, Heat Treated

(1) Used On & BSN 917278

(2) Used On & ASN 917279

580

GEARBOX & FLYWHEEL

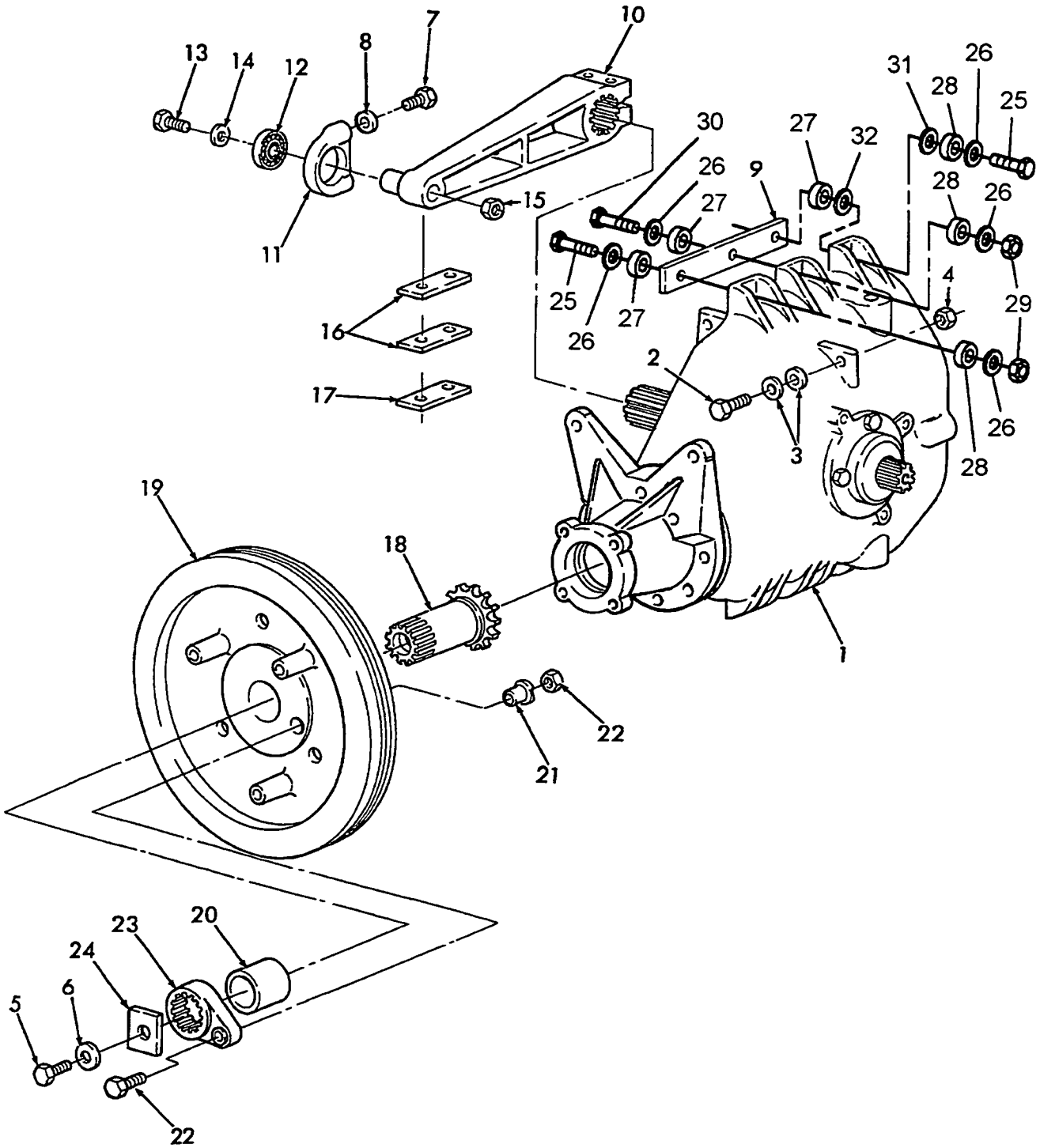


GEARBOX & FLYWHEEL

REF	FN	PART NUMBER	YR/SN	QTY	DESCRIPTION
1		9823882		1	Gearbox Assy., Refer to Separate Breakdown
2		9706702		2	Screw, Cap, HH, CL8.8, M12 x 50mm
		9706716		2	Screw, Cap, HH, G5, .50 x 2.00"
3		80702		4	Washer
4		100038		2	Nut, Lock, M12
		88871		2	Nut, Lock, GC, .50"
5		285585		1	Bolt, Special, 5/8" x 1-1/2"
6		130358		2	Washer
7		9706687		2	Screw, Cap, HH, 8.8P, M12 x 30
		87670		2	Screw, Cap, HH, 1/2 x 1-1/4"
8		140046		2	Washer, Lock, M12
9		9823888		1	Flat
10		9823900		1	Crank
		321246		2	Screw, Cap, HH, M16 x 120mm
		88729		2	Screw, Cap, HH, G5, .62 x 5.00"
		140048		2	Washer, Lock, M16
		100020		2	Nut, M16
		280374		2	Nut, G5, .62"
11	1	9604522		1	Bearing Housing Assy., Metric, Select Fit, Includes: Ref. 12
11		86525588		1	Bearing Housing Assy., Inch, Select Fit, Includes Ref. 12
12		46537		1	Bearing
13		9706693		1	Screw, Cap, HH, G5, M12 x 60mm
		87972		1	Screw, Cap, HH, G5, .50 x 2.50"
14		43458		1	Washer, 17/32" ID x 2-1/2" OD x 1/4" Thick
15		100038		1	Nut, Lock, GB, M12
		88871		1	Nut, Lock, GC, .50"
16		286948		2	Cushion, Tire Carcass
17		286947		1	Face, Cushion
		120071		2	Screw, Cap, HH, M10 x 65mm
		87936		2	Screw, Cap, HH, 3/8 x 2-1/2"
		100037		2	Nut, Lock, M10

(1) Bearing Allowed To Have Play, Information From The Bearing Supplier Reveals Allowable Movement Can Be 0.015" To 0.040".

GEARBOX & FLYWHEEL



012

p2

10/99

GEARBOX & FLYWHEEL

REF	FN	PART NUMBER	YR/SN	QTY	DESCRIPTION
		88902		2	Nut, Lock, GC, .38"
18		9823906		1	Sprocket & Hub Weld Assy., 13T
19		9823902		1	Flywheel Assy., Includes: Ref. 20 & 21
		87414		1	Fitting, Lube, Self-Tapping, 1/4"-28
20		9823887		2	Bushing
21		449052		1	Sleeve, Bolt, Shear
22		9806603		1	Bolt, Shear w/Nut
23		86512882		1	Hub, Bolt, Shear..Replaces 9823904
24		9808850		1	Washer, Sq., 82.6 x 9.5
25		9827853		3	Screw, Cap, HH, G5, .62 x 3.25"
26		130358		13AR	Washer
27		47407		5AR	Spacer
28		128868		6	Spacer
29		280374		7	Nut, G5, .62"
30		280119		3	Screw, Cap, HH, .62 x 3.50"
31		27697		1AR	Washer, 5/8" (1/16" Thick)
32		27367		1AR	Washer, 5/8" (1/8" Thick)

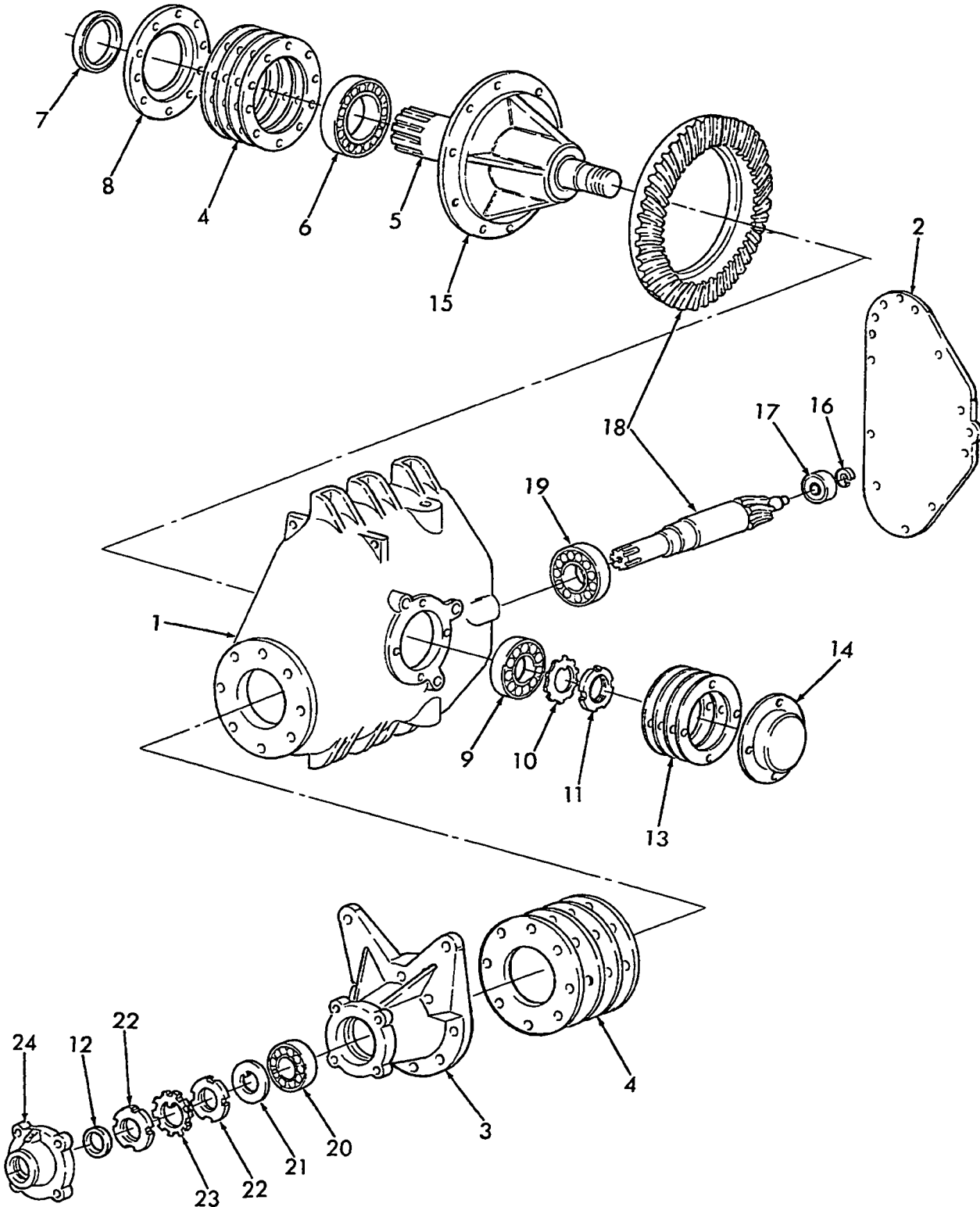
580

013

p1

09/99

MAIN DRIVE GEARBOX



013

p1

09/99

MAIN DRIVE GEARBOX

REF	FN	PART NUMBER	YR/SN	QTY	DESCRIPTION
		9823882			Gearbox Assy.
1		9617991		1	Housing, Gearbox
		9821757		1	Plug, Pipe
		263136		1	Plug, Pipe, 3/4"
		80441		3	Screw, Set
2		37708		1	Cover Weld Assy.
		80708		1	Pin, Cotter, 1/8" x 1-1/2"
		81849		1	Pin, Dowel, 1/2" x 1-1/2"
		81844		2	Pin, Dowel, 3/8" x 1-1/2"
		80681		12	Screw, Cap, HH, w/Lockwasher, 5/16" x 3/4"
		87872		12	Screw, Cap, HH, G5, 5/16" x 3/4"
		322358		12	Screw, Cap, HH, w/Lockwasher, 5/16" x 3/4"
3		9823885		1	Neck, Gearbox
		9707516		8	Screw, Cap, HH, G5, 1/2" x 1-3/4"
4		39283		AR	Shim, .002 (.05mm)
		39284		AR	Shim, .005 (.13mm)
		39285		AR	Shim, .007 (.18mm)
		39286		AR	Shim, .010 (.25mm)
5		9823897		1	Shaft, Crank
6		37433		1	Tapered Roller Bearing Assy.
7		37431		1	Oil, Seal
8		37304		1	Retainer, Bearing
		81547		6	Washer, Lock, 7/16"
9		37434		1	Tapered Roller Bearing Assy.
10		37343		1	Washer, Lock, External Tooth
11		37342		1	Nut, Lock
12		181991		2	Seal, Oil
		9637916		6	Screw, Cap, HH, G5, 7/16" x 1-1/2"
13		39290		AR	Shim, .003 (.08mm)
13		39289		AR	Shim, .005 (.13mm)
13		39288		AR	Shim, .007 (.18mm)
13		39287		AR	Shim, .010 (.25mm)
14		9823895		1	Retainer, Bearing
		88206		4	Screw, Cap, HH, G5, 3/8" x 1"
		80680		4	Washer, Lock, 3/8"

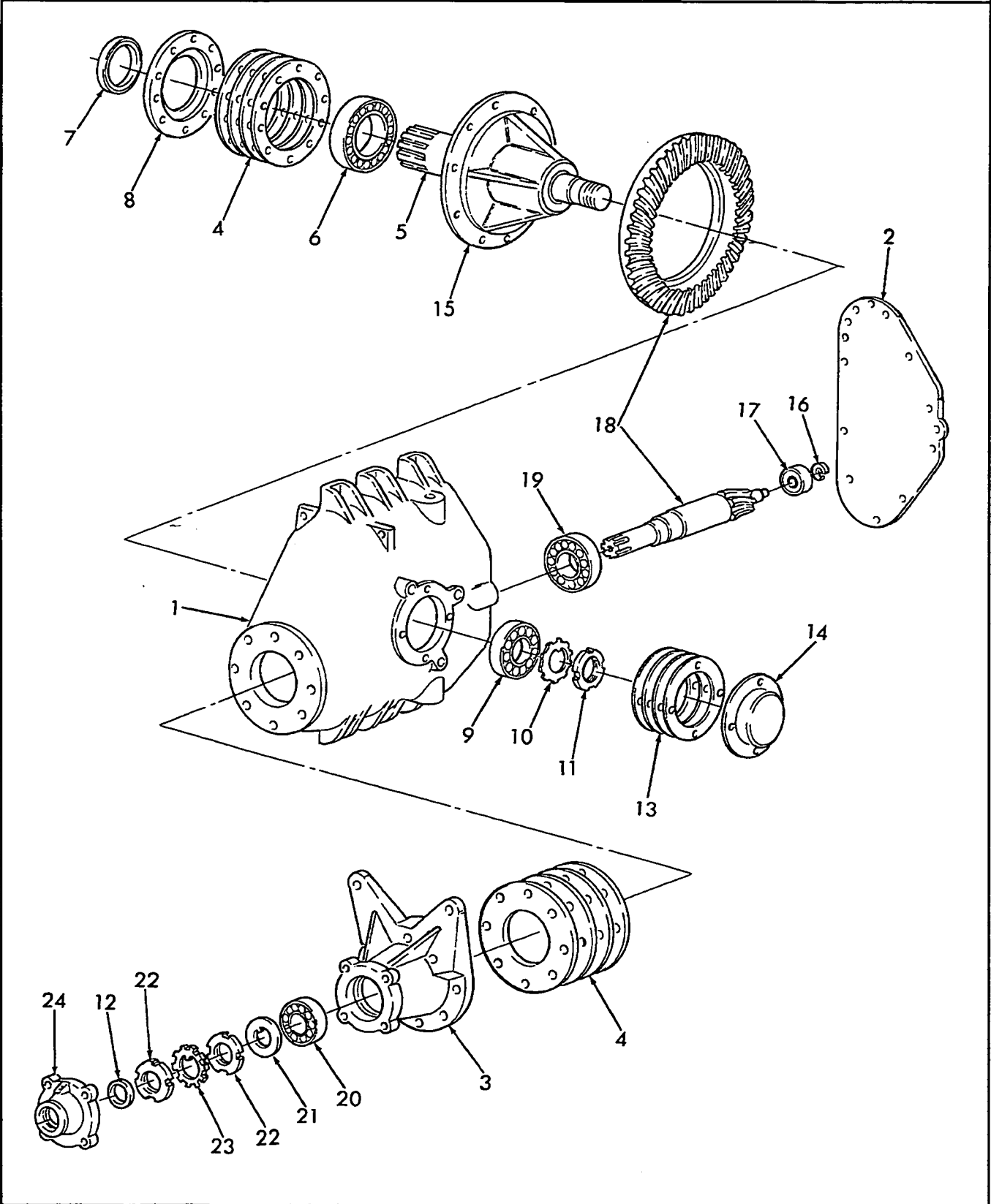
580

013

p2

09/99

MAIN DRIVE GEARBOX

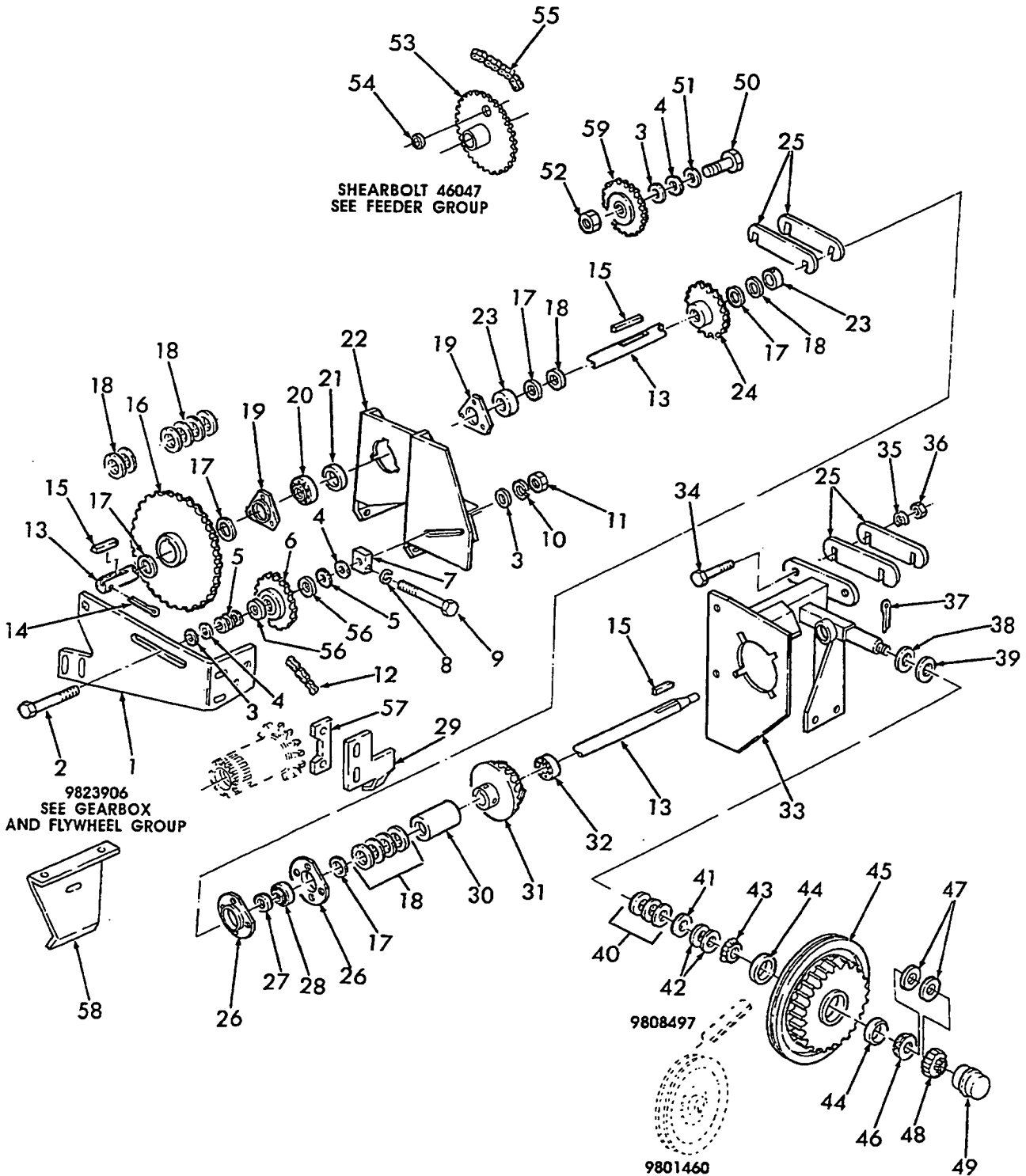


MAIN DRIVE GEARBOX

REF	FN	PART NUMBER	YR/SN	QTY	DESCRIPTION
15		188817		1	Ring Gear Hub Assy.
		87670		12	Screw, Cap, HH, G5, 1/2" x 1-1/4"
16		25121		1	Ring, Retaining
17		37437		1	Bearing
18		9823883		1	Set, Gear, Hypoid
19		86529554		1	Tapered Roller Bearing Assy., Half Tolerance..Replaces 37435
20		37436		1	Tapered Roller Bearing Assy.
21		222015		1	Washer, Keyed
22		222007		2	Nut, Lock
23		37426		1	Washer, Lock, External Tooth
24		37382		1	Cap, End
		87872		4	Screw, Cap, HH, G5, 5/16" x 3/4"
		322358		4	Screw, Cap, HH, w/Lockwasher, 5/16" x 3/4"
		87415		1	Fitting, Lube, Short, 90°, 1/4"-28
		80679		8	Washer, Lock, 1/2"
		80679		12	Washer, Lock, 1/2"

580

FEEDER DRIVES SHAFT ASSEMBLY



014

p1

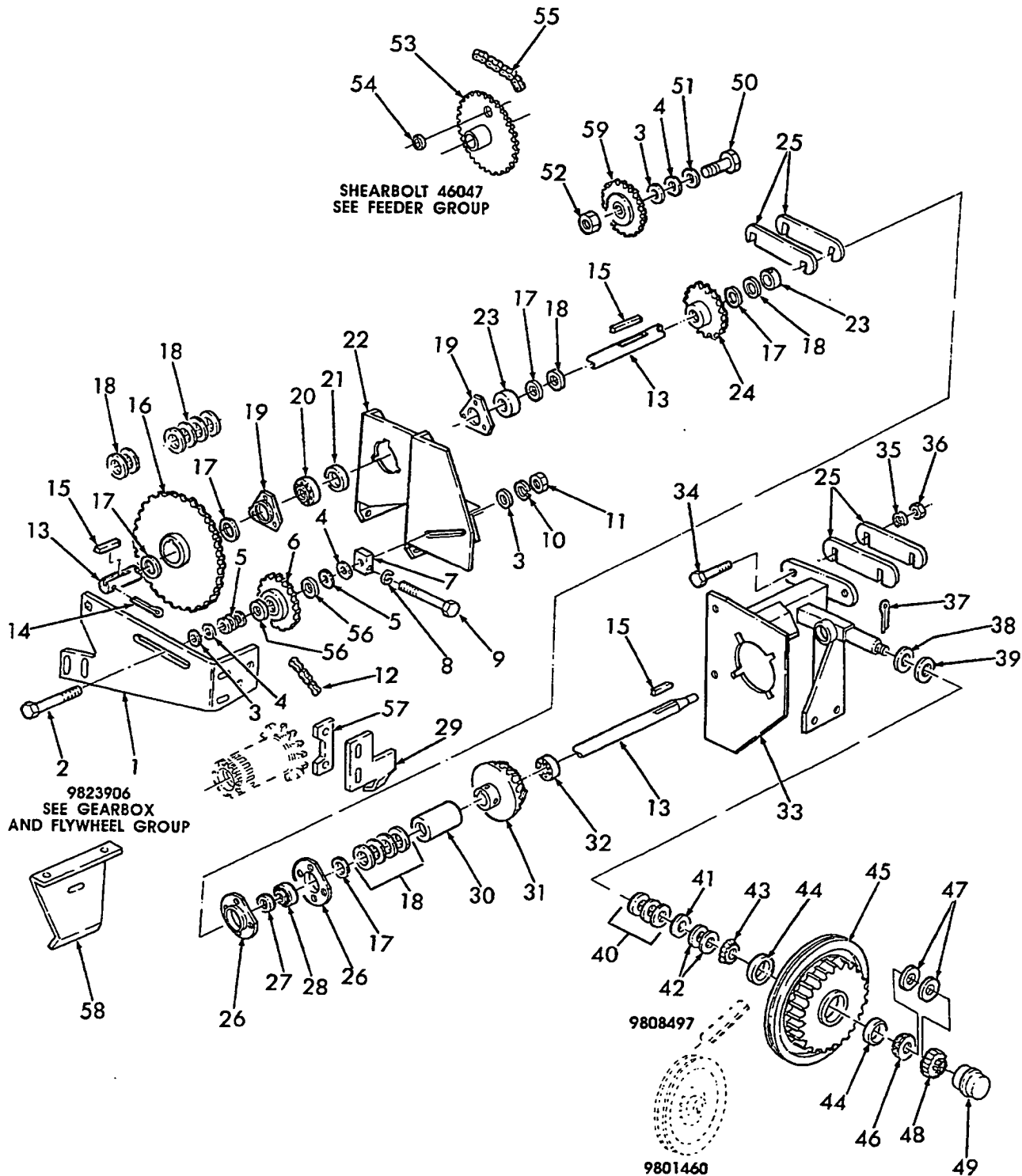
09/99

FEEDER DRIVES SHAFT ASSEMBLY

REF	FN	PART NUMBER	YR/SN	QTY	DESCRIPTION
1		9848065		1	Support, Replaces 9822781 & 849332
		120041		2	Bolt, Carr., M10 x 20mm
		88682		2	Bolt, Carr., G5, 3/8" x 1"
		140045		2	Washer, Lock, M10
		100016		2	Nut, Hex, M10
		9628503		2	Nut, Hex, G5, 3/8"
2		322362		1	Bolt, Carr., M16 x 100mm
3		604937		2AR	Washer
4		47407		2AR	Spacer, Washer
5		87365		3AR	Washer, 5/8", SAE
6		66614		1	Idler, Sprocket, 15T, Includes: P/N 66553
		66553		2	Bearing
7		9615986		1	Block
8		140045		1	Washer, Lock, M10
9		9822703		1	Bolt, Tap, Hex, w/Hole Drilled Thru It, M10 x 160mm
10		140048		1	Washer, Lock, M16
11		100020		1	Nut, Hex, M16
12		9823914		1	Chain, Roller, RC80, 59 Total Pitches
		140774		AR	Link, Regular
		288063		1AR	Link, Connector
		140775		1AR	Link, Offset
13		9801471		1	Shaft
14		87400		1	Pin, Cotter, 3/16" x 2"
15		87122		3	Key, Woodruff, 5/16" x 2-1/8"
16		9823911		1	Sprocket Weld Assy., 35T
		88971		2	Screw, Set, Sq. Hd., 5/16" x 1"
17		267571		5AR	Washer
18		58630		12AR	Shim
19		578189		2	Flangette
		120041		3	Bolt, Carr., M10 x 20mm
		140045		3	Washer, Lock, M10
		9628503		3	Nut, Hex, M10
20		163641		1	Bearing
21		47067		1	Collar
22		848639		1	Bracket Weld Assy.

580

FEEDER DRIVES SHAFT ASSEMBLY



014

p2

09/99

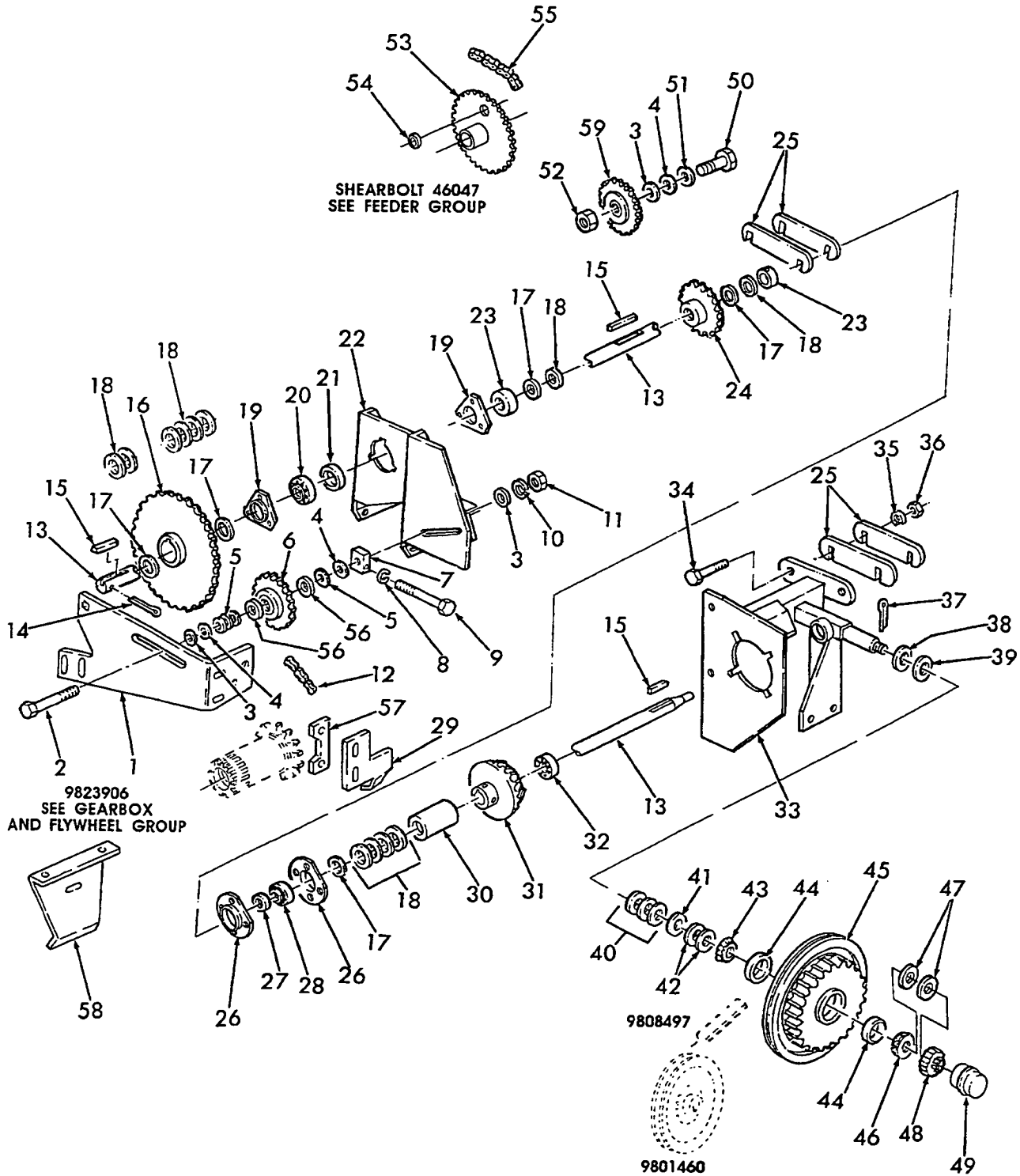
FEEDER DRIVES SHAFT ASSEMBLY

REF	FN	PART NUMBER	YR/SN	QTY	DESCRIPTION
		120041		4	Bolt, Carr., M10 x 20mm
		88682		4	Bolt, Carr., G5, 3/8" x 1"
		140045		4	Washer, Lock, M10
		9628503		4	Nut, Hex, M10
		9628503		4	Nut, Hex, G5, 3/8"
23	1	602703		2	Spacer
		84382		2	Screw, Set, Socket, Hex, Dog Pt., 5/16" x 5/8"
		88971		2	Screw, Set, Sq. Hd., 5/16" x 1"
24		9801474		1	Sprocket Weld Assy., 18T
25		848616		4 AR	Shim
		43154		2	Screw, Cap, HH, M12 x 40mm
		140046		4	Washer, 1/2", SAE
		337475		2	Nut, Hex, M12
26		86548973		2	Flangette, Replaces 52481
		120044		4	Bolt, Carr., M12 x 30mm
		87868		4	Bolt, Carr., 1/2" x 1-1/4"
		140046		4	Washer, Lock, M12
		337475		4	Nut, Hex, M12
		280431		4	Nut, Gr.5, 1/2"
27		45393		1	Collar
28		66497		1	Bearing
29		9829017		1	Guard
30		848622		1	Spacer
31		9801472		1	Pinion, 18T
		88971		2	Screw, Set, Sq. Hd., 5/16" x 1"
32		34164		1	Bearing
33		848615		1	Angle Weld Assy.
		43154		2	Screw, Cap, HH, M12 x 40mm
		140046		2	Washer, Lock, M12
		337475		2	Nut, Hex, M12
34		43154		2	Screw, Cap, HH, M12 x 40mm
35		140046		2	Washer, Lock, M12
36		337475		2	Nut, Hex, M12
37		412685		1	Pin, Cotter, 4mm x 32mm

(1) Used on & BSN 900674

580

FEEDER DRIVES SHAFT ASSEMBLY



014

p3

09/99

FEEDER DRIVES SHAFT ASSEMBLY

REF	FN	PART NUMBER	YR/SN	QTY	DESCRIPTION
38		9615177		1	Washer, Special
39		673		1	Washer
40		245530		3 AR	Washer
41		245532		3 AR	Washer
42		245531		2 AR	Washer
43		223796		1	Cone, Bearing
44		132709		2	Cup, Bearing
45		848667		1	Sheave
46		132710		1	Cone, Bearing
47		536293		2 AR	Washer, Hardened
48		412106		1	Cap, Locking
49		200734		1	Cap
50		120046		1	Bolt, Carr., M16 x 60mm
51		87365		1	Washer, 5/8", SAE
52		86000441		1	Nut, Lock, M16
53	1	848710		1	Sprocket Weld Assy., 39T, Includes: Ref. 54
53	2	9822718		1	Sprocket Weld Assy., 39T, Includes: Ref. 54
54		46060		1	Sleeve, Bolt, Shear
55		848630		1	Chain, Roller, RC60, 94 Total Pitches
		25808		AR	Link, Regular
		165590		AR	Link, Connector, Spring Clip
56		781316		2	Washer
57		9829293		1	Tab Nut Weld Assy.
58		9827888		1	Guard
		43128		2	Screw, Cap, HH, M8 x 16
		87872		2	Screw, Cap, HH, 5/16" x 3/4"
		322358		2	Washer, Lock, M8
		9706690		2	Nut, M8
		9635082		2	Nut, 5/16"
59		511265		1	Idler, Sprocket, 15T
		280431		4	Nut, Hex, G5, 1/2"

(1) Used on & BSN 886667

(2) Used on & ASN 886668

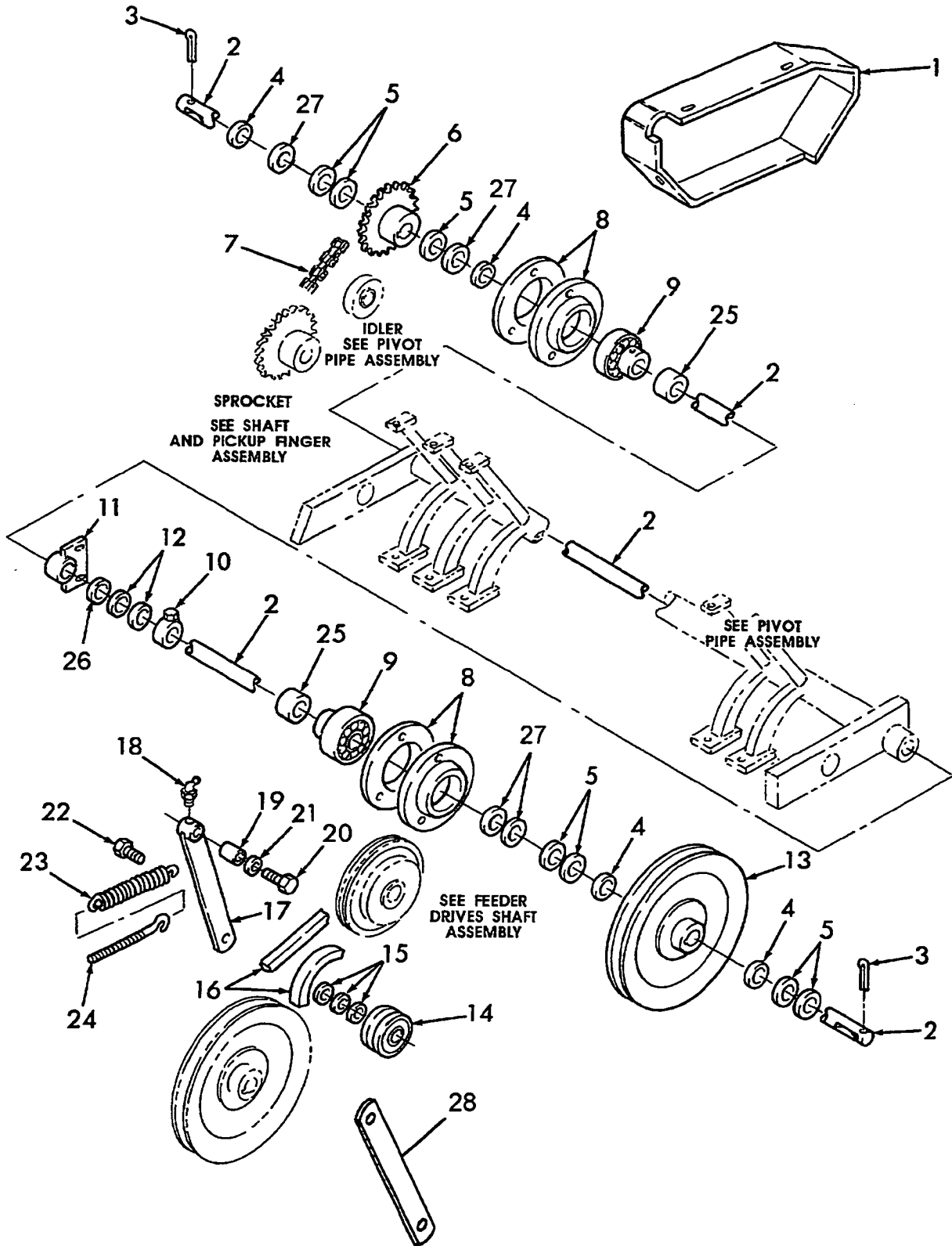
580

015

p1

10/99

PICKUP DRIVES ASSEMBLY



015

p1

10/99

PICKUP DRIVES ASSEMBLY

REF	FN	PART NUMBER	YR/SN	QTY	DESCRIPTION
1	1	86516033		1	Shield Weld Assy., RH
		16043224		3	Screw, Cap, HH, M8 x 16mm
		322358		3	Washer, Lock, M8
2		9801462		1	Shaft, Drive, Pickup
3		87399		2	Pin, Cotter, 3/16" x 1-3/4"
4		672		7/AR	Washer
5		673		10/AR	Washer
6		9801459		1	Sprocket Weld Assy., 17T
		84361		1	Key, Woodruff, 1/4" x 1-1/4"
7		9621911		1	Chain Assy., RC 2050, 35 Total Links
		25810		AR	Link, Roller
		25193		AR	Link, Connector, Cotter Pin Type
		25819		AR	Link, Offset, Cotter Pin Type
8		86548970		4	Flangette, Replaces 43048
		43138		6	Screw, Cap, HH, M10 x 20mm
		140045		6	Washer, Lock, M10
		9628503		6	Nut, Hex, M10
9		45882		2	Bearing, Ball
10	2	165796		1	Collar Weld Assy., Replaces 9604513
		87591		1	Screw, Set, Sq. Hd., M12 x 40mm
		9638005		1	Nut, Hex, 1/2"-13..Replaces 84970
		280431		1	Nut, G5, .50"
11		226036		1	Tube Weld Assy.
		43140		2	Screw, Cap, HH, M10 x 30mm
		140045		2	Washer, Lock, M10
		100016		2	Nut, Hex, M10
		9628503		2	Nut, Hex, M10
12		86529375		2/AR	Washer
	3	{268950}		1AR	Washer, 2-17/32" I.D. x 3-1/2" O.D. (Purchase Locally)
13		9801460		1	Sheave
		84361		1	Key, Woodruff, 1/4" x 1-1/4"

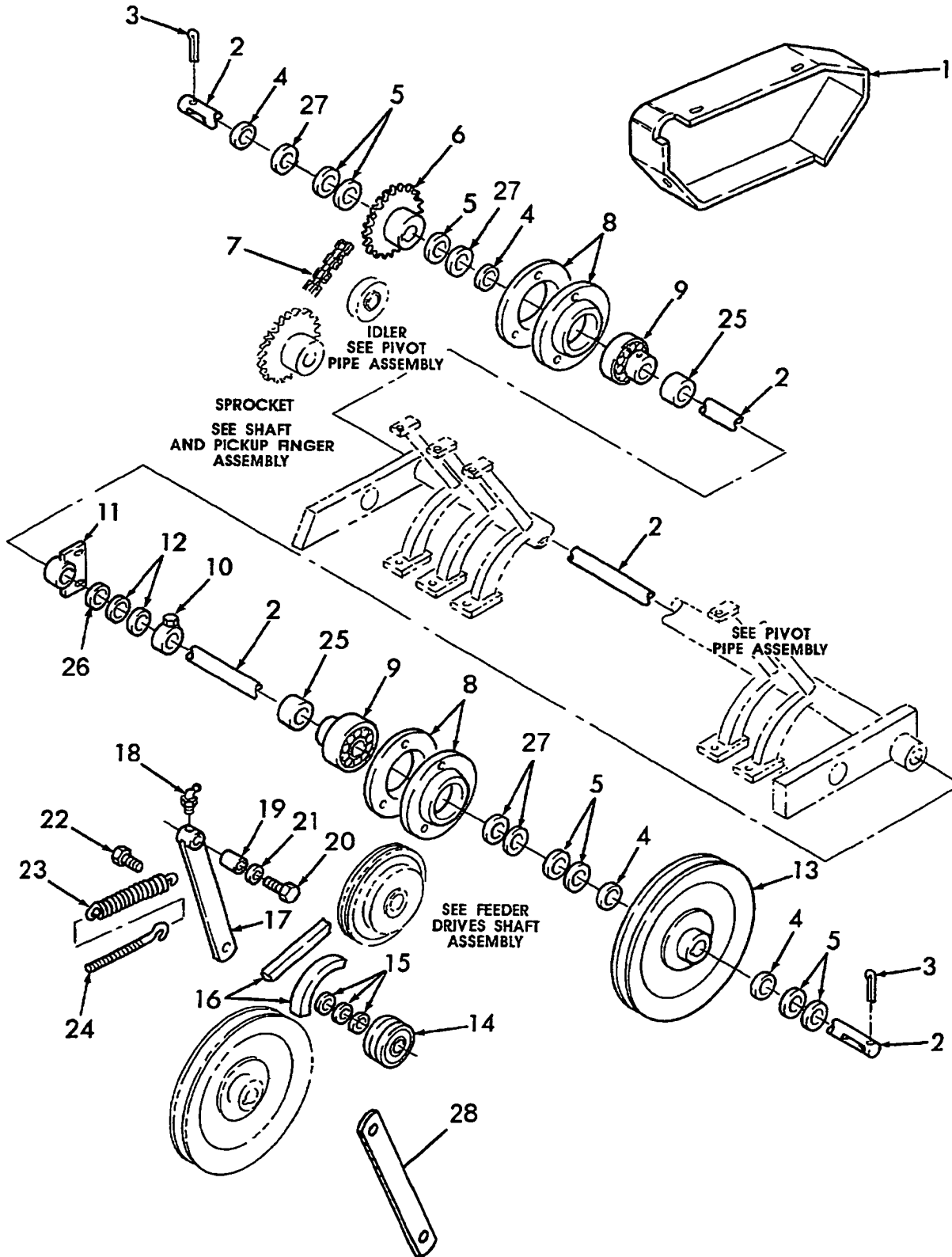
(1) When Replacing 849000 w/ 86516033 Also Order (2) 9618075 Washer

(2) When Replacing 9604513 w/ 165796 Also Order (1) 87591 Set Screw & (1) 84970 Jam Nut

(3) No Longer Serviced

580

PICKUP DRIVES ASSEMBLY



015

p2

10/99

PICKUP DRIVES ASSEMBLY

REF	FN	PART NUMBER	YR/SN	QTY	DESCRIPTION
14		573649		1	Idler
		9706693		1	Screw, Cap, HH, M12 x 60mm
		87972		1	Screw, Cap, HH, G5, .50 x 2.50"
		140046		1	Washer, Lock, M12
		86513238		1	Washer, Lock, 1/2"
		9706685		1	Nut, Hex, M12
		280431		1	Nut, G5, .50"
15		87364		3	Washer, 1/2", SAE
16		9808497		1	V-Belt
17		848603		1	Arm Weld Assy.
18		87569		1	Fitting, Lube, Self-Tapping, 45°, 1/4"-28
19		334712		1	Spacer
20		120069		1	Screw, Cap, HH, M10 x 50mm
21		140045		1	Washer, Lock, M10
22		43140		1	Screw, Cap, HH, M10 x 30mm
		100016		2	Nut, Hex, M10
		9628503		2	Nut, G5, .38"
23		180039		1	Tension, Spring
24		848606		1	Bolt, Eye
		9706690		2	Nut, Hex, M8
25		45876		2	Collar, Locking
26		86529374		1AR	Washer, 2-1/2" x 3-1/2" x .13
27		128303		8AR	Washer
28		86544355		1	Link, Fixed, Idler Link Adjuster

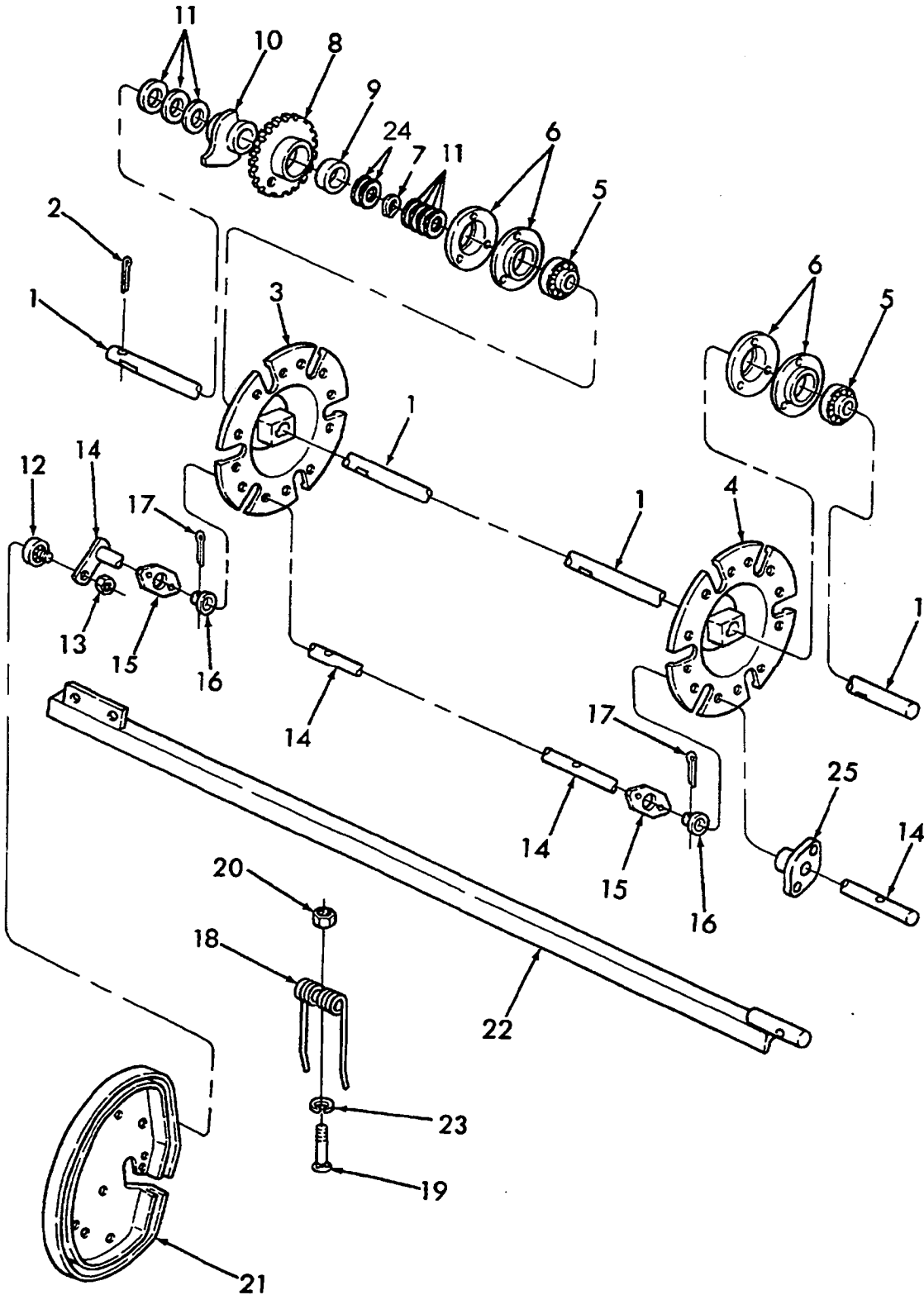
580

016

p1

10/99

SHAFT & PICKUP FINGER ASSEMBLY



SHAFT & PICKUP FINGER ASSEMBLY

REF	FN	PART NUMBER	YR/SN	QTY	DESCRIPTION
1		9801468		1	Shaft, Driven, Reel
2		87399		1	Pin,Cotter, 3/16" x 1-3/4"
3		9801466		1	Finger Disc Weld Assy.
		84361		1	Key, Woodruff, 1/4" x 1-1/4"
		120070		1	Screw, Cap, HH, M10 x 60mm
		87936		1	Screw, Cap, HH, .38 x 2.50"
		100037		1	Nut, Lock, M10
4		9801464		1	Finger Disc Weld Assy.
		84361		1	Key, Woodruff, 1/4" x 1-1/4"
		100037		1	Nut, Lock, M10
		120070		1	Screw, Cap, HH, M10 x 60mm
		87936		1	Screw, Cap, HH, .38 x 2.50"
5		45882		2	Bearing, Ball
		45876		2	Collar
6		86548970		4	Flange, Bearing..Replaces 43048
		43140		6	Screw, Cap, HH, M10 x 30mm
		140045		6	Washer, Lock, M10
7		370008		1	Ring, Retaining
8		9621919		1	Sprocket Weld Assy., 33T, Includes: Ref. 9
9		83963214		1	Bushing, Replaces E7NN331AA
10		9801463		1	Hub Weld Assy.
		84361		1	Key, Woodruff, 1/4" x 1-1/4"
11		29684		4/AR	Washer
12		40714		6	Bearing, Roller, Cam
13		80855		6	Nut, Lock, GC, 3/8" UNF
14	1	848917		6	Shaft Weld Assy.
14	2	86516587		6	Shaft Weld Assy.
15	3	54695		12	Carrier
	4	54695		6	Carrier
		120041		24	Bolt, Carr., M10 x 20mm
		140045		24	Washer, Lock, M10

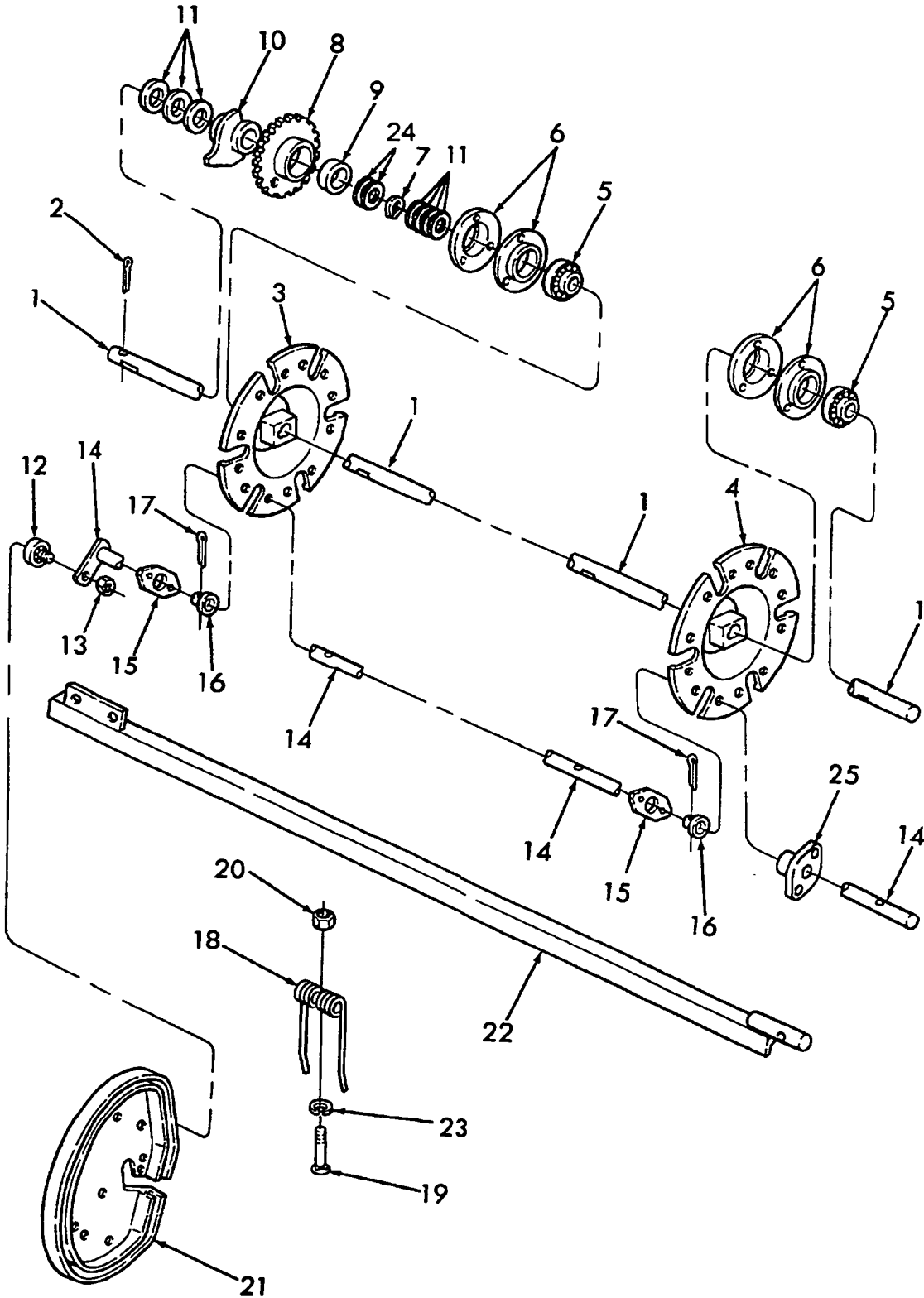
(1) Used On & BSN 917278
 (2) Used On & ASN 917279
 (3) Used on & BSN 917391
 (4) Used on & ASN 917392

016

p2

10/99

SHAFT & PICKUP FINGER ASSEMBLY



SHAFT & PICKUP FINGER ASSEMBLY

REF	FN	PART NUMBER	YR/SN	QTY	DESCRIPTION
		9628503		24	Nut, Hex, M10
16	1	54770		12	Bearing
16	2	54770		6	Bearing
17	1	136521		12	Pin, Cotter, Hardened
17	2	136521		6	Pin, Cotter, Hardened
18		788853		78	Finger, Pickup
19		43140		78	Screw, Cap, HH, M10 x 30mm
20		100037		AR	Nut, Lock, M10
21		185562		1	Cam Weld Assy.
		641845		2/AR	Washer
22	3	848947		6	Angle Weld Assy.
22	4	86516592		6	Angle Weld Assy.
23		140045		78	Washer, Lock, M10
24		67517		2/AR	Spacer
25	2	638025		6	Bearing

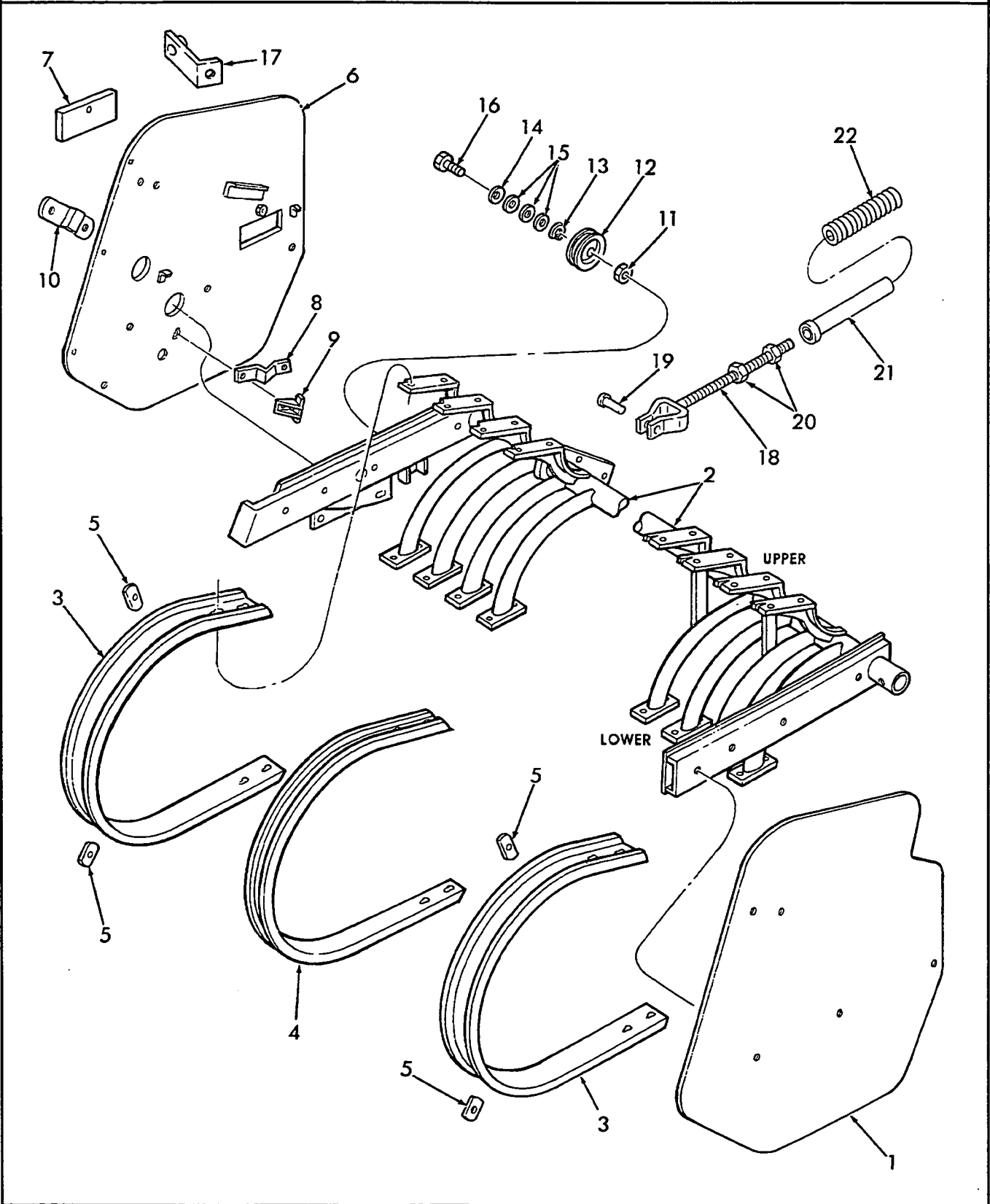
- (1) Used on & BSN 917391
- (2) Used on & ASN 917392
- (3) Used On & BSN 917278
- (4) Used On & ASN 917279

017

p1

10/99

PIVOT PIPE ASSEMBLY



017

p1

10/99

PIVOT PIPE ASSEMBLY

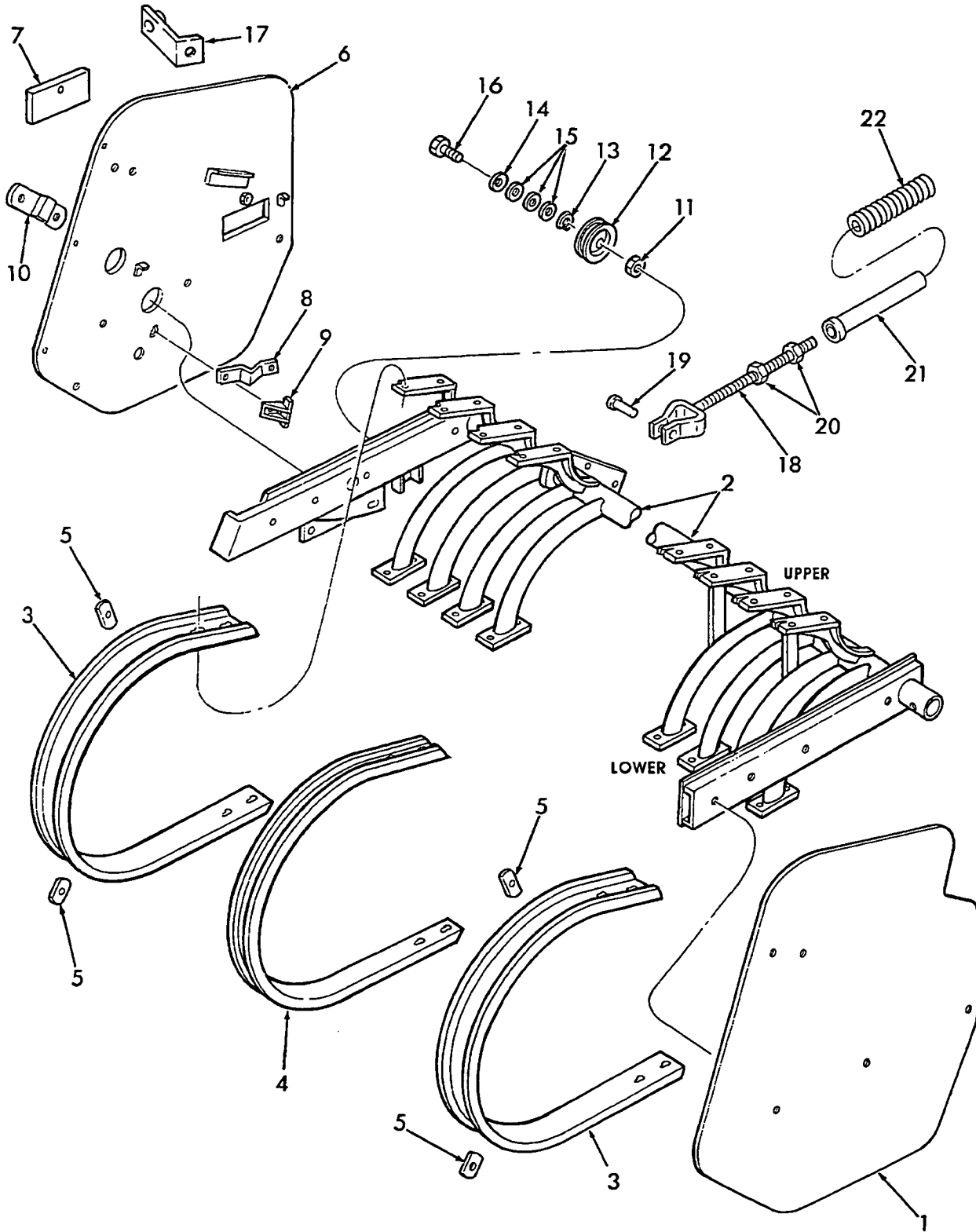
REF	FN	PART NUMBER	YR/SN	QTY	DESCRIPTION
1		849358		1	Side Sheet Weld Assy., LH
		43140		3	Screw, Cap, HH, M10 x 30mm
		140045		3	Washer, Lock, M10
		140046		2	Washer, Lock, M12
2		9846565		1	Pivot Pipe Weld Assy., Includes: Upper & Lower Support, Replaces 848491
		440584		1	Bolt, Tap, M12 x 55mm
		120069		3	Screw, Cap, HH, M10 x 50mm
		140045		3	Washer, Lock, M10
		9628503		3	Nut, Hex, M10
		337475		3	Nut, Hex, M12
		9604507		AR	Upper Support Weld Assy.
		9604508		AR	Lower Support Weld Assy.
3		848563		2	Guard, Pickup
		380426		8	Screw, Thread Forming, M6 x 10mm
4		848564		25	Guard, Pickup
		380426		100	Screw, Thread Forming, M6 x 10mm
5		40662		4	Bracket
		86511829		4	Screw, Mach., Cylinder Hd., M6 x 16mm
		322357		4	Washer, Lock, M6
		9706755		4	Nut, Hex, M6
6	1	86518137		1	Side Sheet Weld Assy., RH..Replaces 9829299
6		86516033		1	Shield RH, W/A (Used w/86518137)
		43140		3	Screw, Cap, HH, M10 x 30mm
		140045		3	Washer, Lock, M10
7	2	848495		1	Cover
	2	120104		1	Screw, Cap, HH, M8 x 20mm
	2	322358		1	Washer, Lock, M8
	2	9706690		1	Nut, Hex, M8
8		184388		1	Support Weld Assy.
		120104		2	Screw, Cap, HH, M8 x 20mm
		322358		2	Washer, Lock, M8
		9706690		2	Nut, Hex, M8

(1) When Superseding 9829299 w/86518137 Also Order (1) 86516033 Shield Weld Assy., RH

(2) Used On & BSN 917278

580

PIVOT PIPE ASSEMBLY



017

p2

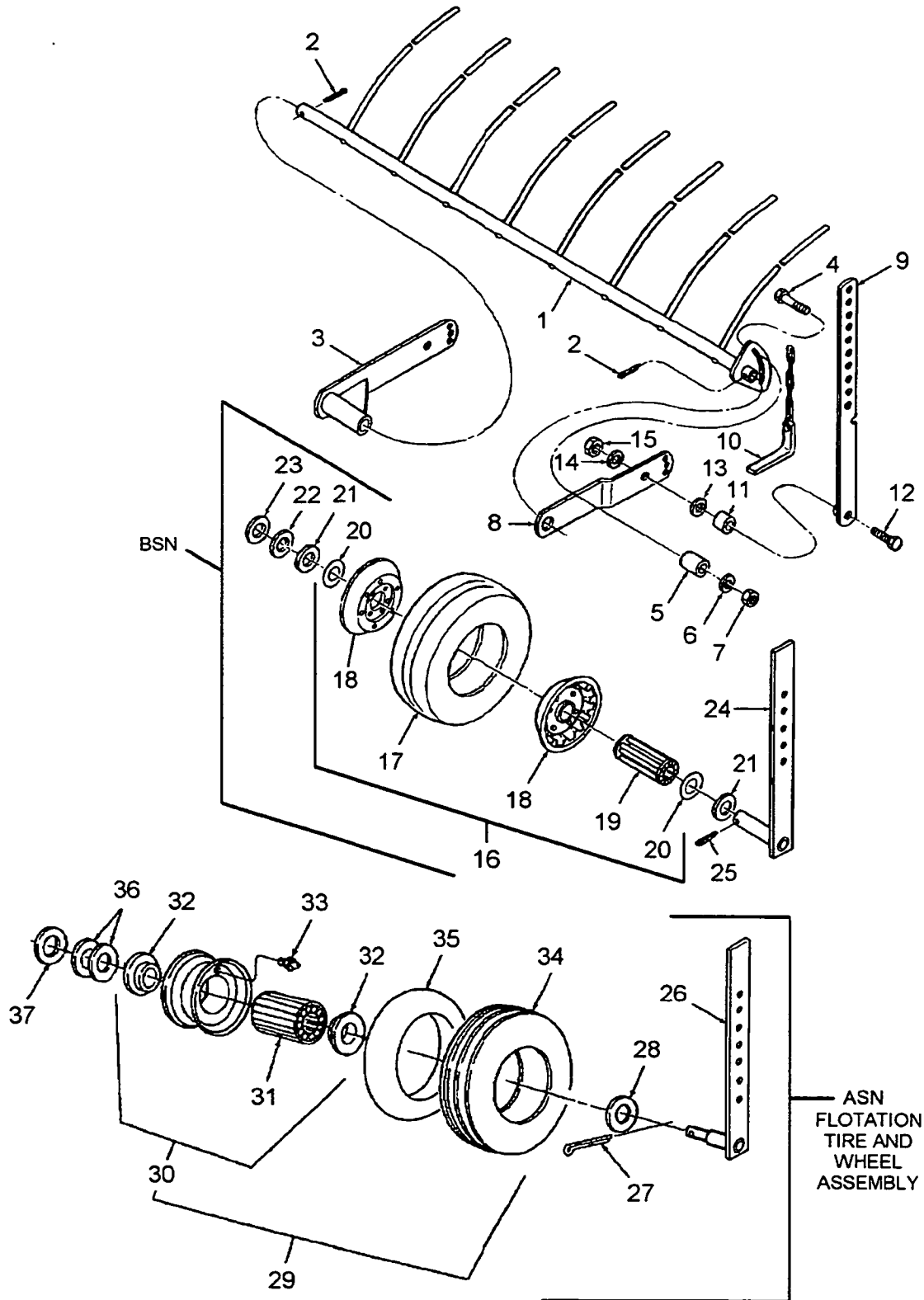
10/99

PIVOT PIPE ASSEMBLY

REF	FN	PART NUMBER	YR/SN	QTY	DESCRIPTION
9		613453		1	Bracket Weld Assy.
10		617632		1	Cover
		86511829		1	Screw, Mach., Cylinder Hd., M6 x 16mm
		322357		1	Washer, Lock, M6
		9706755		1	Nut, Hex, M6
11		337475		1	Nut, Hex, M12
12		35469		1	Idler
13		140046		1	Washer, Lock, M12
14		140020		1	Washer, 18mm x 30mm x 3mm
15		87364		3/AR	Washer, Flat, 1/2" SAE
16		412097		1	Bolt, Carr., M12 x 60mm
17		9621869		1	Mount Weld Assy.
18		573004		3	Clevis Weld Assy.
19		76877		3	Pin, Clevis
		80755		3	Pin, Cotter, 1/8" x 1"
20		9636972		6	Nut, Jam, 5/8"
21		573003		3	Tube Weld Assy.
22		50564		3	Spring

580

WINDGUARD & PICKUP WHEEL



018

p1

10/99

WINDGUARD & PICKUP WHEEL

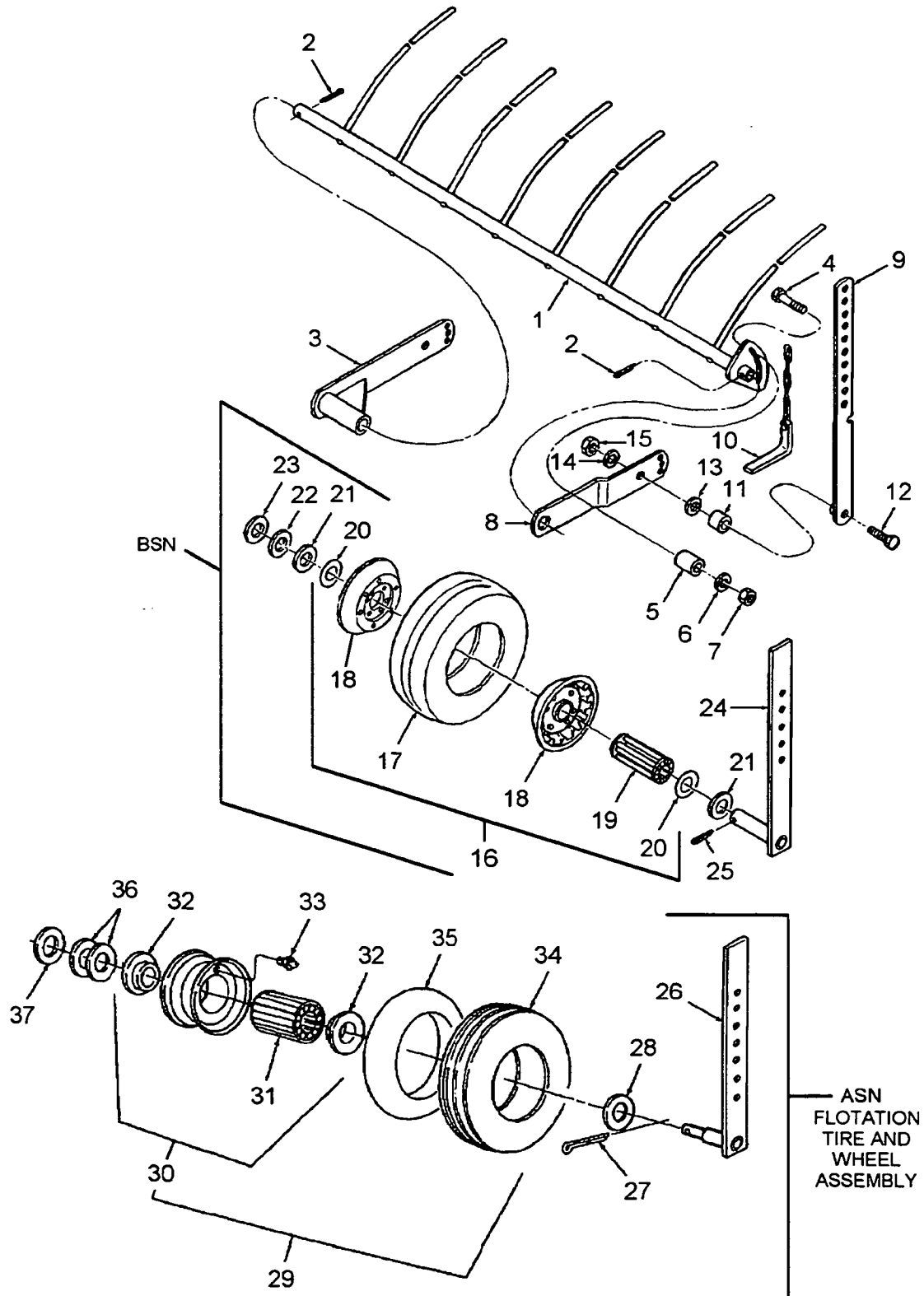
REF	FN	PART NUMBER	YR/SN	QTY	DESCRIPTION
1		848572		1	Windguard Weld Assy.
2		87041		2	Pin, Cotter, 1/4" x 1-3/4"
3		848574		1	Bracket Weld Assy.
		9706687		2	Screw, Cap, HH, 8.8P, M12 x 30
		140046		2	Washer, Lock, M12
		337475		2	Nut, Hex, M12
4		86512446		2	Bolt, Carr., M10 x 30mm
5		44612		2	Spacer
6		140045		2	Washer, Lock, M10
7		9628503		2	Nut, Hex, M10
8		848497		1	Support, Windguard
		9706687		1	Screw, Cap, HH, 8.8P, M12 x 30
		86508749		1	Bolt, SSQ, G5, .38 x 1.25"
		140046		1	Washer, Lock, M12
		337475		1	Nut, Hex, M12
		9628503		1	Nut, G5, .38"
9		9803122		1	Arm Weld Assy.
		120069		2	Screw, Cap, HH, M10 x 50mm
		88434		2	Screw, Cap, HH, .38 x .75"
		140045		2	Washer, Lock, M10
		100016		2	Nut, G5, 38"
		9628503		2	Nut, Hex, M10
10		64159		1	Pin Weld Assy.
		86508568		1	Screw, Cap, HH, M6 x 16mm
		322357		1	Washer, Lock, M6
		9706755		1	Nut, Hex, M6
11		784264		1	Spacer
12		9706702		1	Screw, Cap, HH, M12 x 50mm
13		80702		1	Washer
14		140046		1	Washer, Lock, M12
15		337475		1	Nut, Hex, M12
16	1	134021		1	Pickup Wheel Assy., w/Tire Includes: Ref. 17 thru 20
17		127561		1	Tire, Rib Tread, Semi-Pneumatic, 12 x 3.00
18		134020		1	Pickup Wheel Assy., Includes: Ref. 19 & 20

(1) Standard Equipment, BSN 900598

FLOTATION TIRE AND WHEELS WERE ADDED AS STANDARD EQUIPMENT
ASN 900599.

580

WINDGUARD & PICKUP WHEEL



ASN
FLOTATION
TIRE AND
WHEEL
ASSEMBLY

018

p2

10/99

WINDGUARD & PICKUP WHEEL

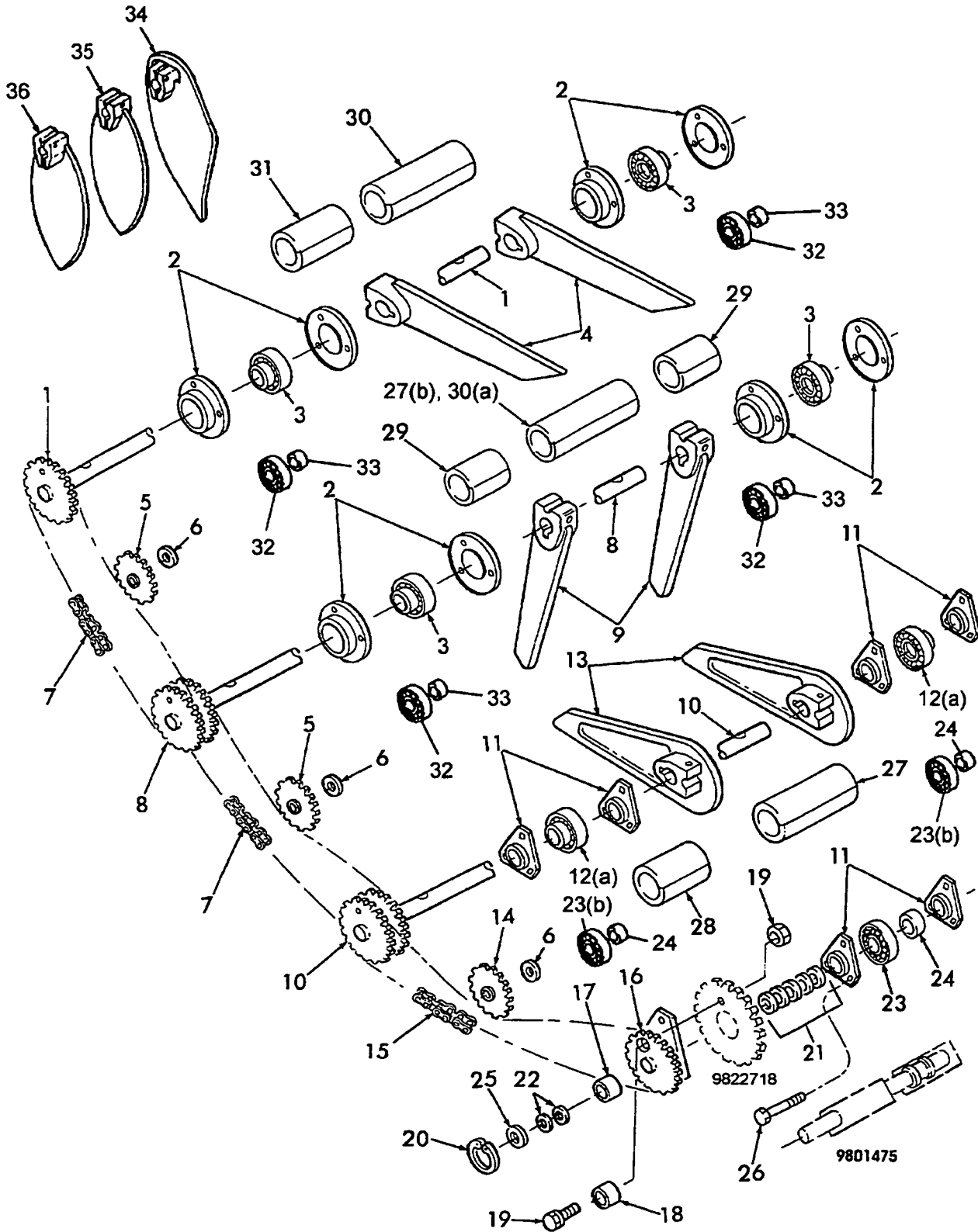
REF	FN	PART NUMBER	YR/SN	QTY	DESCRIPTION
		87277		6	Screw, Cap, HH, 1/4" x 1/2" UNF
		280158		6	Screw, Cap, HH, 1/4" x 1-1/4" UNF
		80682		12	Washer, Lock, 1/4"
		86509309		12	Nut, Hex, 1/4" UNF
19		134018		1	Bearing, Roller
20		134019		2	Seal, Washer
21		87381		2	Washer, 3/4", SAE
22		45960		3/AR	Washer
23		41261		1	Washer
24		848583		1	Bracket Weld Assy.
		43168		1	Screw, Cap, HH, M16 x 40mm
		140048		1	Washer, Lock, M16
25		87398		1	Pin, Cotter, 3/16" x 1-1/4"
26		9841704		1	Bracket Weld Assy., for Flotation Tire & Wheel
27		87399		1	Pin, Cotter, 3/16" x 1-1/4", for Flotation Tire
28		87367		2	Washer, 0.135" (3.5m) Thick
29	1	86516094		1	Pick-up Wheel & Tire Assy., Flotation Tire, Includes: Ref. 30 thru 35
30		86516095		1	Pick-up Wheel Assy., for Flotation Tire, One-piece welded wheel, Includes: Ref. 31, 32, &33
31		86509133		1	Bearing, Roller, for Flotation Tire & Wheel
32		86516159		2	Retainer, for Flotation Tire & Wheel
33		87414		1	Fitting, Lube, for Flotation Tire & Wheel
34		279537		1	Tire, 4-Ply, Rib-Flotation, 15 x 6 x 6
35		279538		1	Tube, Inner, 15 x 6 x 6, for Flotation Tire
36		27318		AR	Washer, 0.060" (1.5mm) thick
		27317		AR	Washer, 0.035" (0.9mm) thick
37		86529391		1	Washer, Notched..Replaces 34269
		27317		AR	Washer, 0.035" (0.9mm) thick

(1) Standard Equipment, ASN 900599

FLOTATION TIRE AND WHEELS WERE ADDED AS STANDARD EQUIPMENT
ASN 900599.

580

ROTOR FEEDER



019

p1

10/99

ROTOR FEEDER

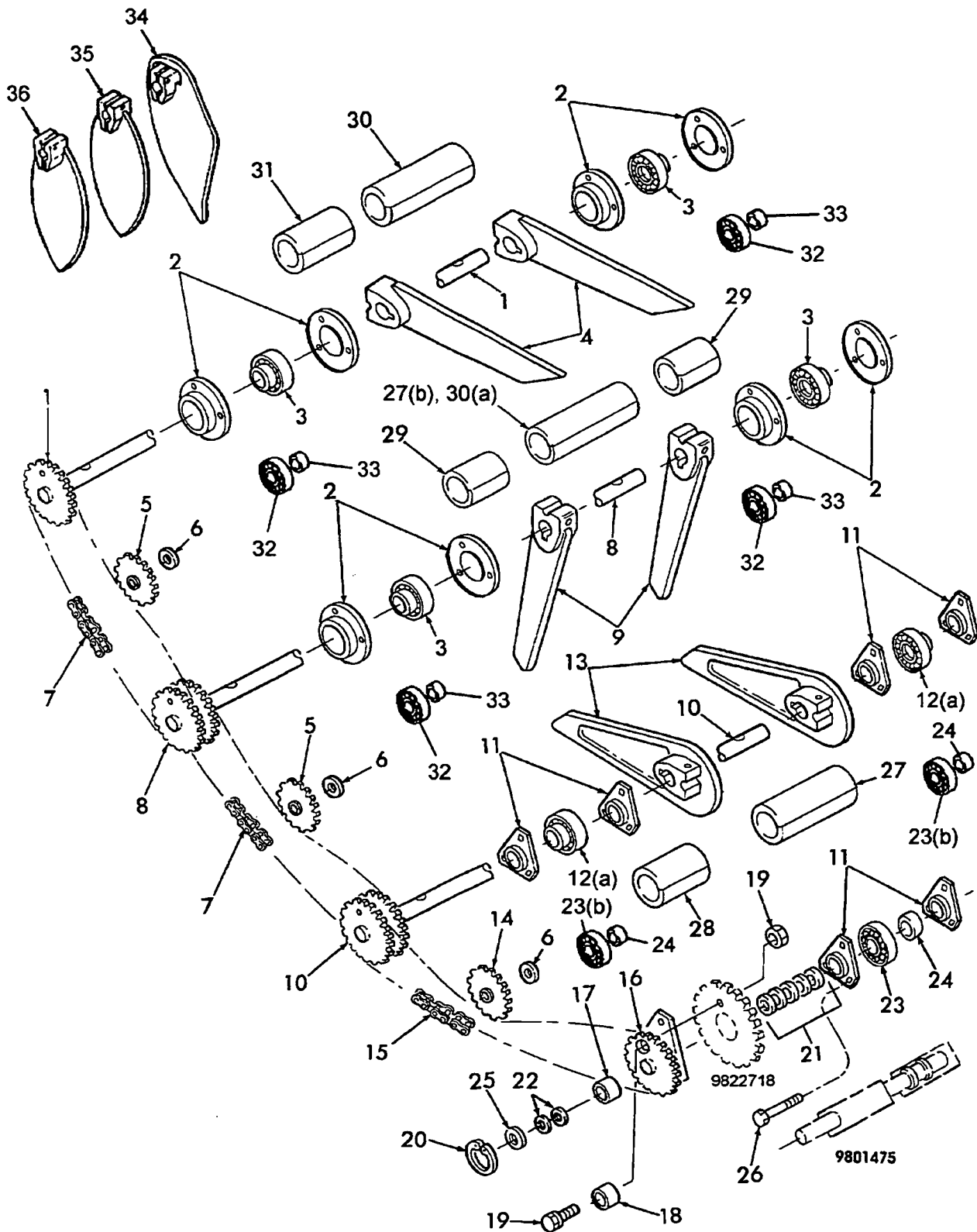
REF	FN	PART NUMBER	YR/SN	QTY	DESCRIPTION
1	1	9802575		1	Shaft Weld Assy., RH
1	2	9807868		1	Shaft Weld Assy., RH
	1	380427		2	Key, Woodruff, 8mm x 11mm
	2	84361		2	Key, Woodruff, 1/4" x 1-1/4"
2		86548970		8	Flange, Bearing
		120041		12	Bolt, Carr., M10 x 20mm
		140045		12	Washer, Lock, M10
		9628503		12	Nut, Hex, M10
3	1	325106		4	Bearing, Ball & Collar
4	1	9845284		2	Finger, Right, METRIC, Replaces 848677
4	2	9845283		2	Finger, Right, INCH
		120071		2	Screw, Cap, HH, M10 x 65mm
		140045		2	Washer, Lock, M10
		9628503		2	Nut, Hex, M10
5		103244		2	Idler, Sprocket, RC50, 17T
		120046		2	Bolt, Carr., M16 x 60mm
		87365		2 AR	Washer, 5/8", SAE
		47407		2AR	Washer
		86000441		2	Nut, Lock, M16..Replaces 100039
6		604937		3	Washer
7		848756		2	Chain, Roller, RC50, 80 Total Pitches
		25808		AR	Link, Regular
		86537460		AR	Link, Connector, Spring Clip..Replaces 25194
8	1	848731		1	Shaft Weld Assy., Center
8	2	9807866		1	Shaft Weld Assy., Center
	1	380427		2	Key, Woodruff, 8mm x 11mm
	2	84361		2	Key, Woodruff, 1/4" x 1-1/4"
9	1	9845282		2	Finger, Center, METRIC, Replaces 848675
9	2	9821796		2	Finger, Center, INCH
		120071		2	Screw, Cap, HH, M10 x 65mm
		140045		2	Washer, Lock, M10
		9628503		2	Nut, Hex, M10

(1) Used on & BSN 886667

(2) Used on & ASN 886668

580

ROTOR FEEDER

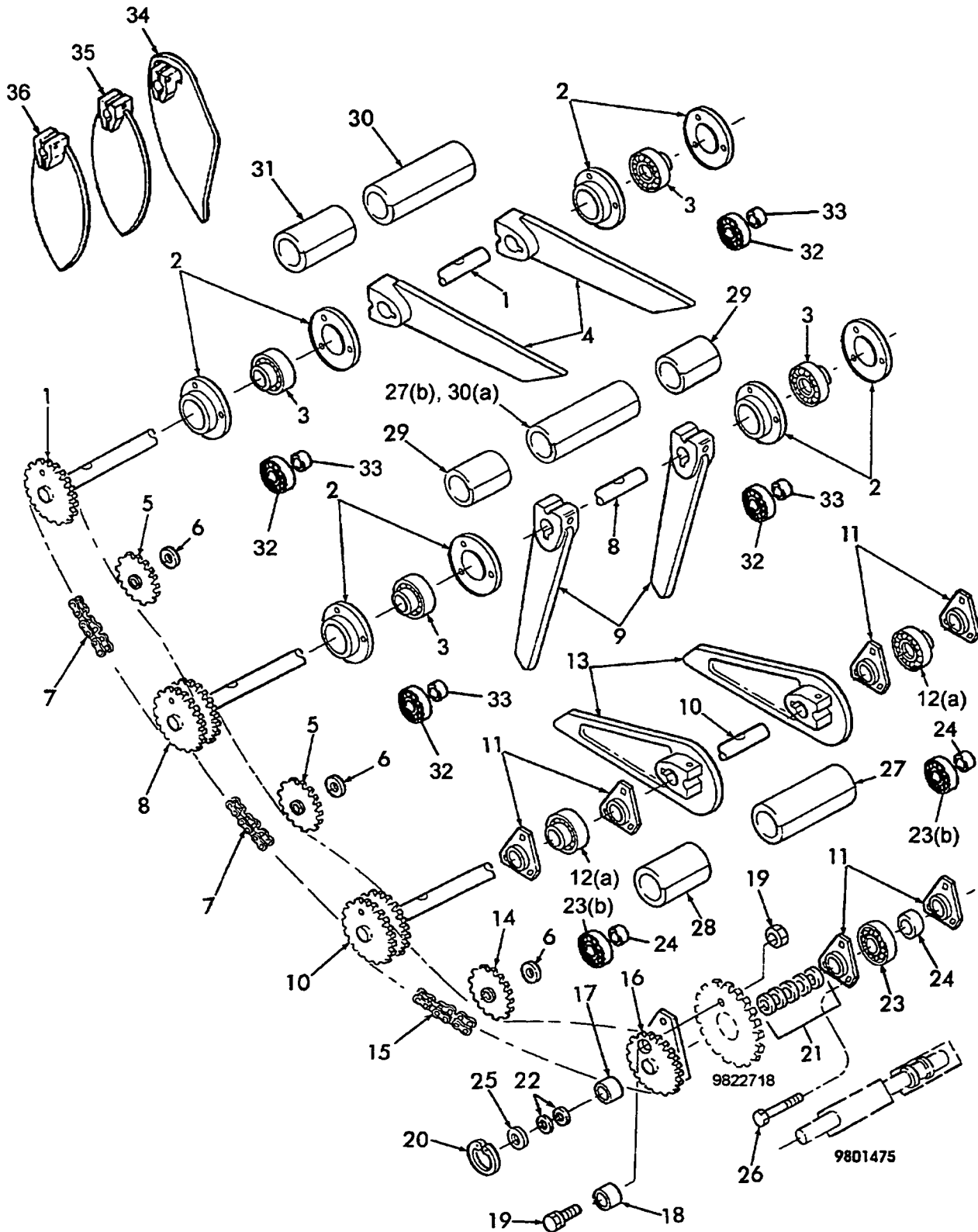


ROTOR FEEDER

REF	FN	PART NUMBER	YR/SN	QTY	DESCRIPTION
10	1.2	848730		1	Shaft Weld Assy., LH
10	1.3	9807864		1	Shaft Weld Assy., LH
10	4.5	86526406		1	Shaft Weld Assy., LH
10	2	380428		2	Key, Woodruff, 10mm x 13mm
10	6	47609		2	Key, Woodruff, Special, .638 x 1.401 x 5/16" Thick
11		578189		6	Flangette
		120041		6	Bolt, Carr., M10 x 20mm
		140045		6	Washer, Lock, M10
		100016		6	Nut, Hex, M10
12	2	322360		2	Bearing & Collar
13	2	9845281		2	Finger, Left, Replaces 9807053, METRIC
13	6	9821795		2	Finger, Left, INCH
		120071		2	Screw, Cap, HH, M10 x 65mm
		140045		2	Washer, Lock, M10
		9628503		2	Nut, Hex, M10
14		511265		1	Idler, Sprocket, 15T
		120046		1	Bolt, Carr., M16 x 60mm
		87365		1 AR	Washer, 5/8", SAE
		47407		1 AR	Washer
		100039		2	Nut, Lock, M16
15	2	181079		1	Chain, Roller, #60, 82 Total Pitches
		187608		AR	Link, Offset, # 60 HE
		187609		81	Link, Regular
		179243		1	Link, Connector, Cotter Pin Type
15	6.7	9847046		1	Chain, Drive Assy., - 60H, 84 Total Pitches
		785210		1	Link, Connector, Special, 60
		187609		83	Link, Connector
16	2	848715		1	Arm Weld Assy., 23T Sprocket, Includes: Ref. 17 & 18

- (1) 92mm from center of last keyway to end of shaft
(2) Used on & BSN 886667
(3) Used Between SN 886668 & 947961
(4) 124.5mm from center of last keyway to end of shaft
(5) Used on & Above Serial No. 947962
(6) Used on & ASN 886668
(7) Idler Mount moved.

ROTOR FEEDER



ROTOR FEEDER

REF	FN	PART NUMBER	YR/SN	QTY	DESCRIPTION
16	1	9822717		1	Arm Weld Assy., 23T Sprocket, Includes: Ref. 17 & 18
		87414		1	Fitting, Lube, A6
17		388253		1	Bearing, Sleeve
18		46060		1	Sleeve, Bolt, Shear
19		46047		1	Shear Bolt & Nut Assy.
20		9671424		1	Ring, Snap
21		58630		5 AR	Shim
22		36732		2	Washer, Spindle
23		47066		1	Bearing
24		47067		1	Collar, Locking
25		130357		1 AR	Washer
26		43140		3	Screw, Cap, HH, M10 x 30
		140045		3	Washer, Lock, M10
		9628503		3	Nut, M10
26A		9825718		AR	Kit, Shield, Includes: Ref. 27 thru 31
27		9820205		2	Shield
28	2	9822652		1	Shield
28	1	9822667		1	Shield
29		9822653		2	Shield
30		9820206		2	Shield
31		9822654		1	Shield
32		38766		5	Bearing
33	1	38767		5	Collar
34	3	86505549		2	Finger, LH, Metric
34	3	86511491		2	Finger, LH, Inch
35	3	86505551		2	Finger, Center, Metric
35	3	86511493		2	Finger, Center, Inch
36	3	86505553		2	Finger, RH, Metric
36	3	86511492		2	Finger, RH, Inch

(1) Used on & ASN 886668

(2) Used on & BSN 886667

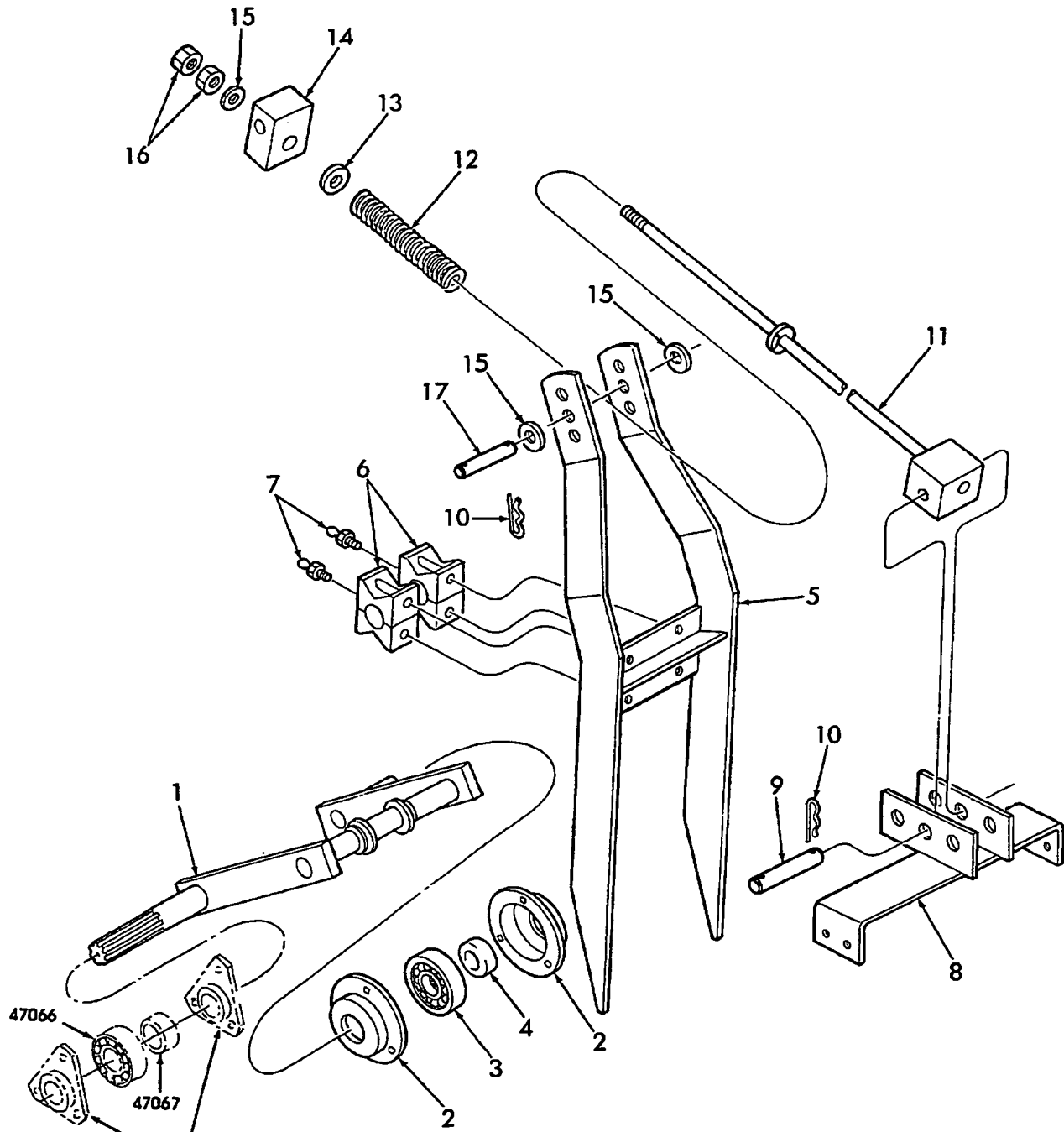
(3) Optional. (Tear Drop) Feeder Tines for use in extra-ordinary crop conditions to prevent rotor wrappage.

020

p1

09/99

ROTARY FEEDER CRANK ASSEMBLY



578189
SEE ROTOR FEEDER

020

p1

09/99

ROTARY FEEDER CRANK ASSEMBLY

REF	FN	PART NUMBER	YR/SN	QTY	DESCRIPTION
		9803043		AR	Kit, Crank Weld Assy., Includes: Ref. 1, 3 & 4 & P/N 47066 & 47067
1		9801475		1	Crank Weld Assy.
2		86548970		2	Flange, Bearing
		120041		3	Bolt, Carr., M10 x 20mm
		140045		3	Washer, Lock, M10
		9628503		3	Nut, Hex, M10
3		38766		1	Bearing
4		38767		1	Collar
5		86508203		1	Finger Weld Assy., Replaces 9804098
6	1,2	86518258		2	Bearing, Includes: P/N 43133, 322358, 9706690
		43133		4	Screw, Cap, HH, M8 x 80mm
		322358		4	Washer, Lock, M8
		9706690		4	Nut, Hex, M8
7		87414		2	Fitting, Lube, A6
8		9845351		1	Bracket Weld Assy., Does Not Replace, Scrap
		120041		4	Bolt, Carr., M10 x 20mm
		140045		4	Washer, Lock, M10
		9628503		4	Nut, Hex, M10
9		849361		1	Pin
		87365		1	Washer, 5/8", SAE
10		216698		2	Pin, Hair, Cotter
11		848690		1	Rod Weld Assy.
		87415		1	Fitting, Lube, 90°, 1/4"-28
12		13935		1	Spring, Bale, Tension
13		34378		1	Washer
14		848689		1	Pivot
		87414		1	Fitting, Lube, A6
15		87381		3	Washer, 3/4", SAE
16		9706694		2	Nut, Hex, M20
17		848686		1	Pin

(1) Supersession To Improve Durability

(2) Heavy Duty Fork + Bearing ASN 900599

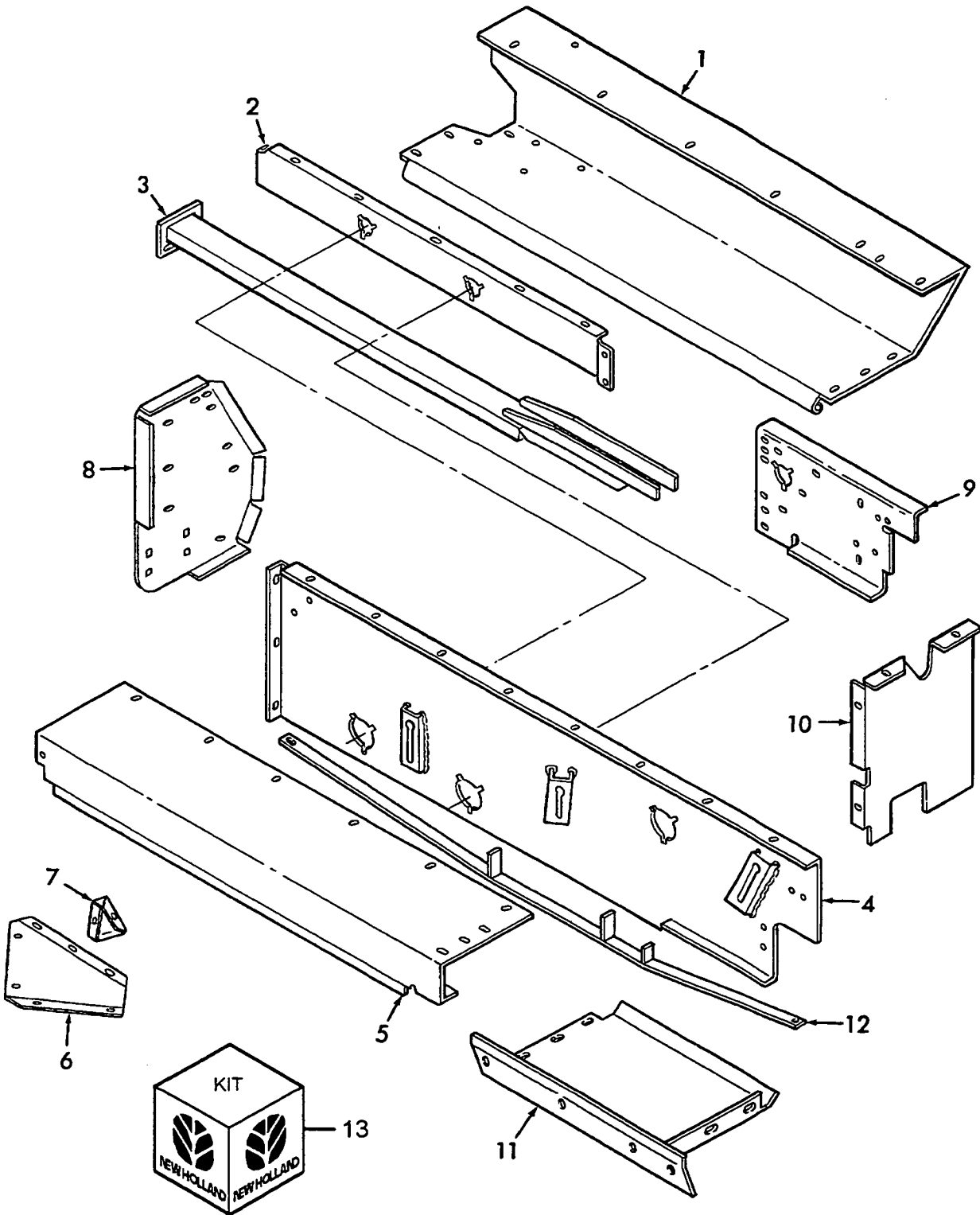
580

021

p1

09/99

FEEDER SHIELDING



021

p1

09/99

FEEDER SHIELDING

REF	FN	PART NUMBER	YR/SN	QTY	DESCRIPTION
1		9809342		1	Floor, Feeder
		86507486		5	Bolt, Carr., M8 x 20mm
		322358		5	Washer, Lock, M8
		9706690		5	Nut, Hex, M8
2		848734		1	Support, Rotor
		86507486		5	Bolt, Carr., M8 x 20mm
		43138		2	Screw, Cap, HH, M10 x 20mm
		322358		5	Washer, Lock, M8
		140045		2	Washer, Lock, M10
		9706690		5	Nut, Hex, M8
		9628503		2	Nut, Hex, M10
3		849385		1	Hay Guard Weld Assy.
		86507486		2	Bolt, Carr., M8 x 20mm
		322358		2	Washer, Lock, M8
		9706690		2	Nut, Hex, M8
4		848692		1	Feeder Front Weld Assy.
		43138		3	Screw, Cap, HH, M10 x 20mm
		140045		3	Washer, Lock, M10
		9628503		3	Nut, Hex, M10
5		848733		1	Plate
		43128		1	Screw, Cap, HH, M8 x 16mm
		322358		1	Washer, Lock, M8
		9706690		1	Nut, Hex, M8
6		9809344		1	Corner, Feeder
		86507486		6	Bolt, Carr., M8 x 20mm
		322358		6	Washer, Lock, M8
		9706690		6	Nut, Hex, M8
7		9809345		1	Filler
		86507486		3	Bolt, Carr., M8 x 20mm
		322358		3	Washer, Lock, M8
		9706690		3	Nut, Hex, M8
8		9809346		1	End Support Weld Assy.
		120041		2	Bolt, Carr., M10 x 20mm
		140045		2	Washer, Lock, M10
		9628503		2	Nut, Hex, M10

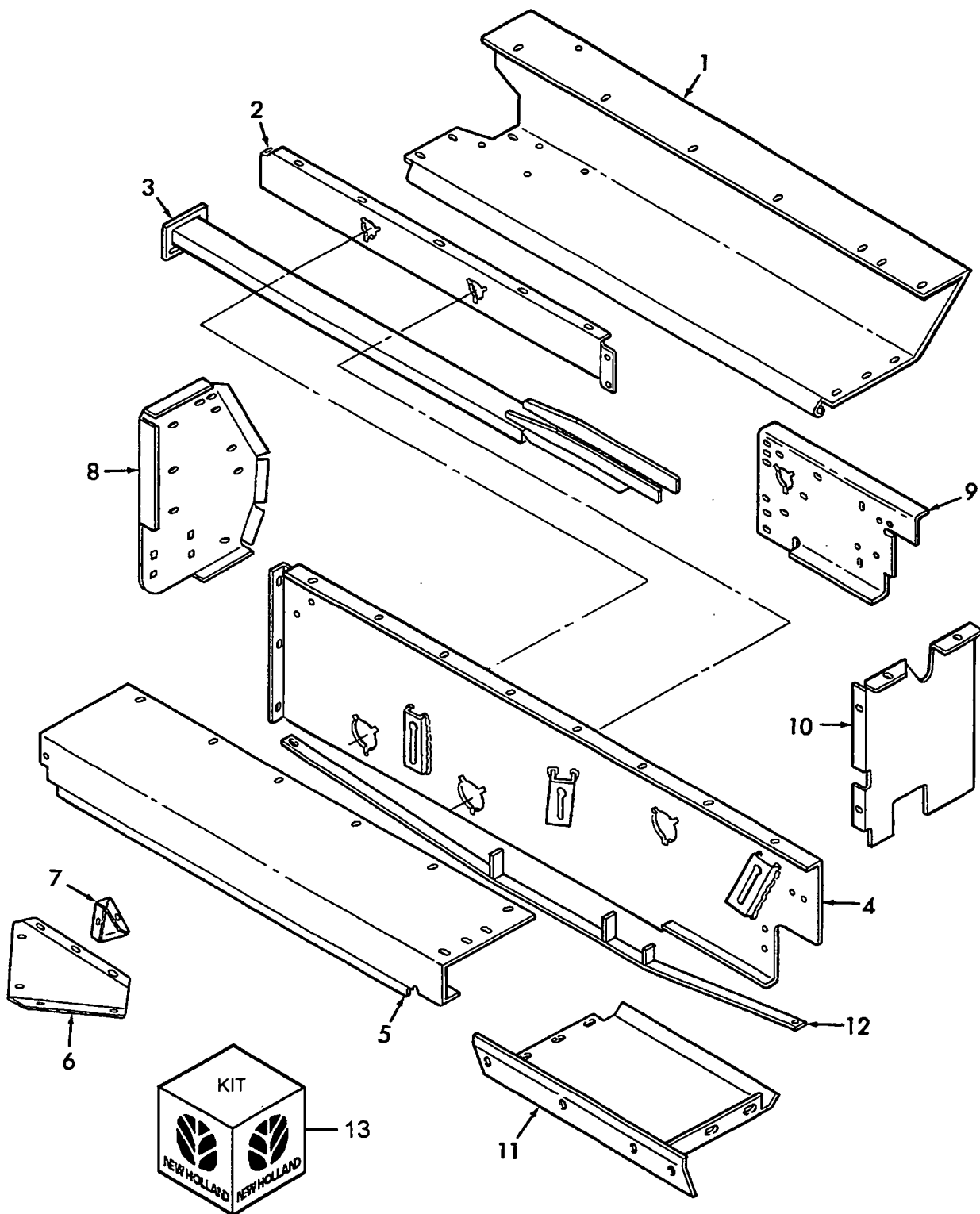
580

021

p2

09/99

FEEDER SHIELDING



021

p2

09/99

FEEDER SHIELDING

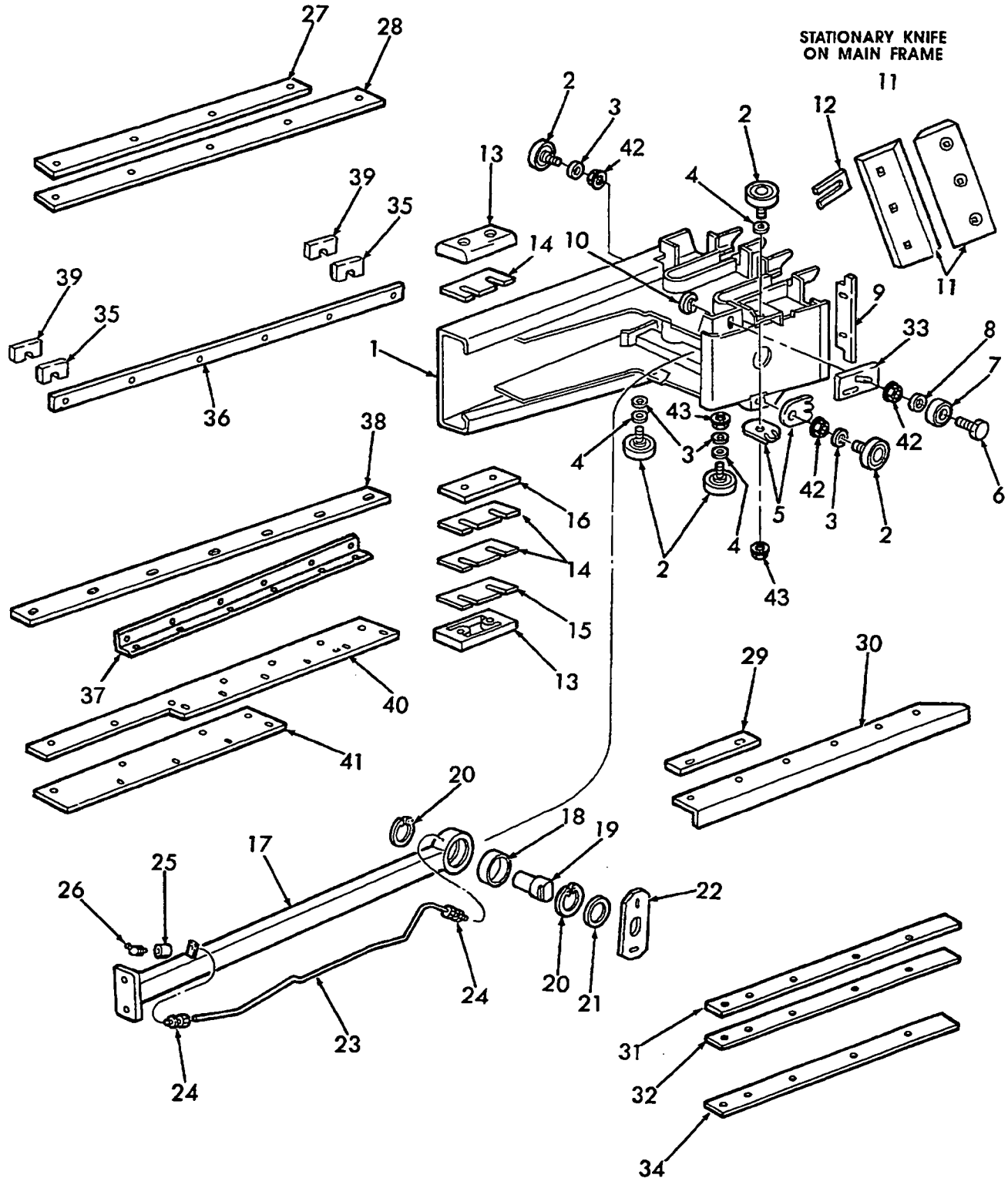
REF	FN	PART NUMBER	YR/SN	QTY	DESCRIPTION
9		848697		1	Feeder Back Weld Assy.
10		848765		1	Shield
		86507486		4	Bolt, Carr., M8 x 20mm
		322358		4	Washer, Lock, M8
		9706690		4	Nut, Hex, M8
11		9809343		1	Pan, Feeder
		86507486		4	Screw, Cap, HH, M8 x 20
		322358		4	Washer, Lock, M8
		9706690		4	Nut, M8
12		9809944		1	Brace Weld Assy.
		86512446		2	Bolt, Carr., M10 x 30
		140045		2	Washer, Lock, M10
		9628503		2	Nut, M10
13	1	9849260		1	Kit, Left Deflector

(1) Includes Deflector PN 9849257, attaching hardware and assembly instructions.

580

PLUNGER

STATIONARY KNIFE
ON MAIN FRAME



022

p1

10/99

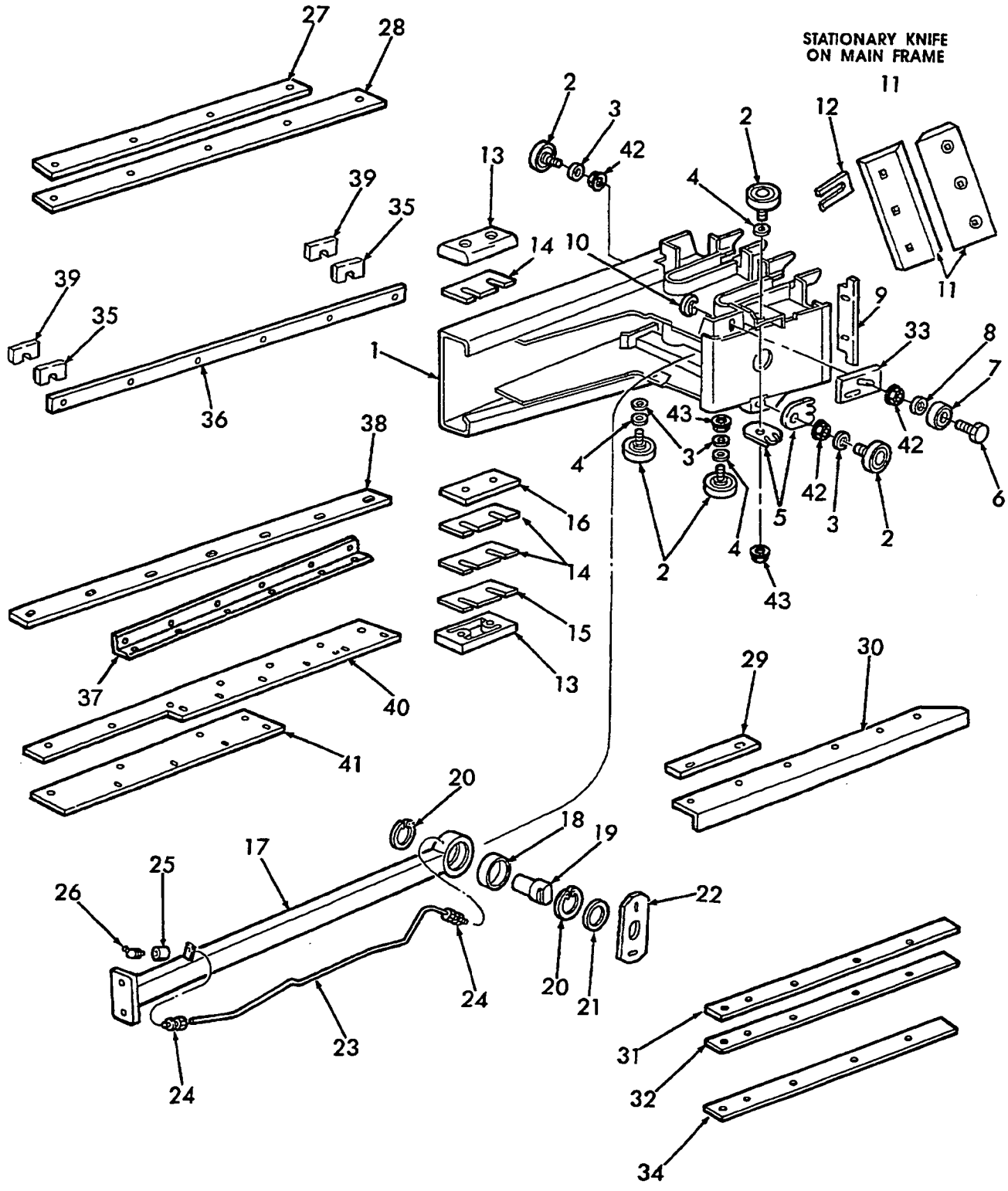
PLUNGER

REF	FN	PART NUMBER	YR/SN	QTY	DESCRIPTION
1		9809088		1	Plunger Weld Assy.
2		688282		5	Bearing, Plunger
3		86512328		3	Washer
4		259247		4	Washer
5		691326		2	Cam
6		88062		1	Screw, Cap, HH, G5, 5/8" x 1-1/2"
7		165484		1	Bearing
8		781316		1	Washer
9		9822612		1	Plate
10		284620		1	Nut, Bearing
11		9809008		2	Knife, Slicing
		380420		3	Bolt, Plow, M12 x 40mm
		140046		3	Washer, Lock, M12
		337475		3	Nut, Hex, M12
12		67510		6 AR	Shim, .010 Thick x 1-3/4" x 2-1/2"
		67606		10AR	Shim, .024 Thick x 1-3/4" x 2-1/2"
13		848530		2	Slide, Plunger
		86512446		2	Bolt, Carr., M10 x 30mm, Top Slide
		140045		4	Washer, Lock, M10
		9628503		4	Nut, Hex, M10
		374892		2	Bolt, Carr., M10 x 40mm, Bottom Slide
		35097		2	Slug, Bottom Slide
14		848533		3 AR	Shim, 0.8mm
15		848534		2	Shim, 1.5mm
16		848536		1	Spacer
17		848545		1	Connecting Rod Weld Assy.
18		848532		1	Bushing, Spherical
19		848535		1	Pin
20		370012		2	Ring, Retaining
21		443076		1	Washer
22		848531		1	Plate
		120104		2	Screw, Cap, HH, M8 x 20mm
		322358		2	Washer, Lock, M8
		9706690		2	Nut, Hex, M8
23		848537		1	Line, Grease

580

PLUNGER

STATIONARY KNIFE
ON MAIN FRAME



022

p2

10/99

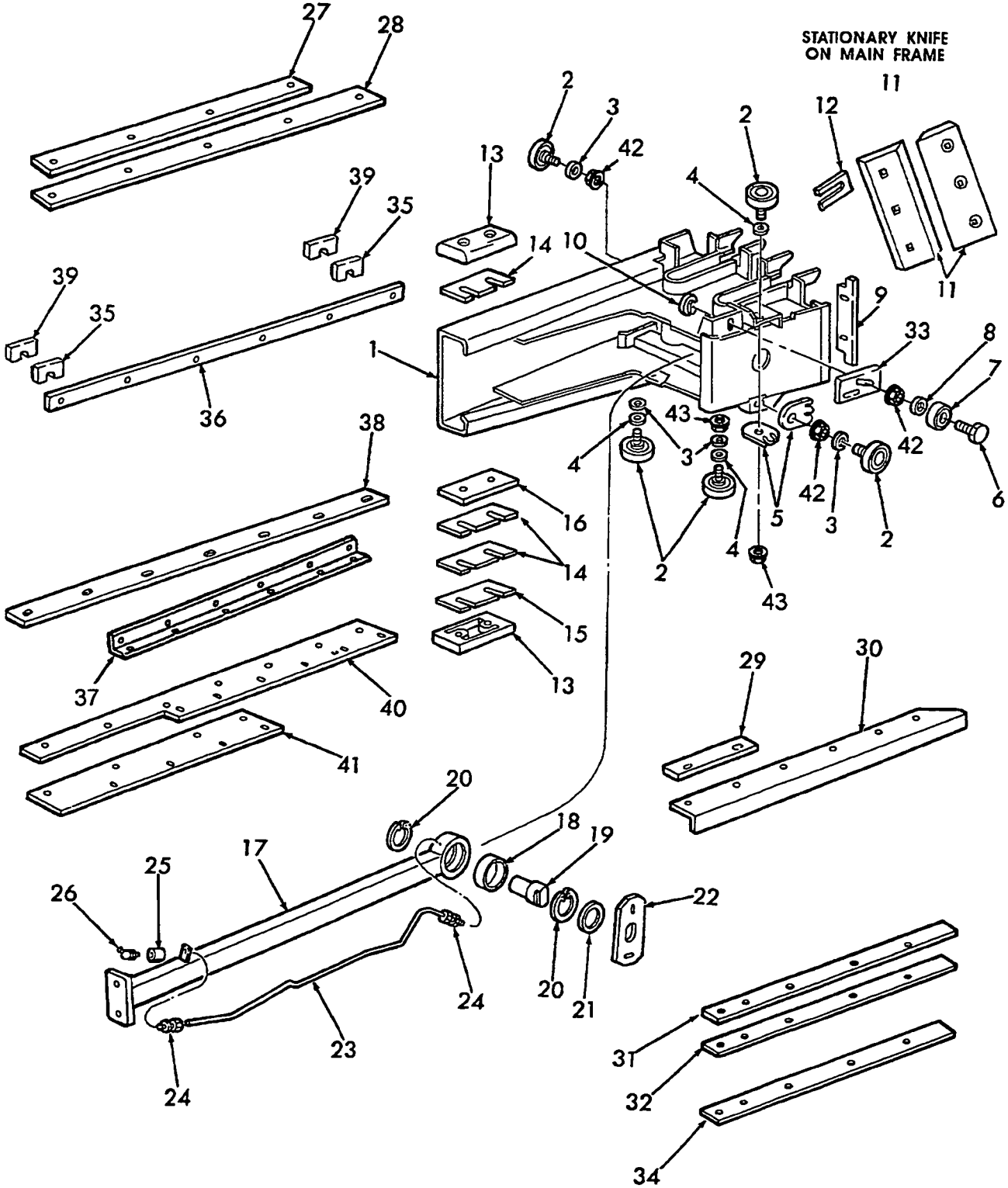
PLUNGER

REF	FN	PART NUMBER	YR/SN	QTY	DESCRIPTION
24		11787		2	Fitting
25		91932		1	Coupling, 1/8"
26		80719		1	Fitting, Lube, PT 90°, 1/8"
27		848903		1	Spacer, 4mm
28		848542		1	Rail, Upper, RH, 35.98", 914mm Lg
		16043224		5	Screw, Cap, HH, M8 x 16mm
		322358		5	Washer, Lock, M8
29		848490		1	Spacer, 4mm
30		848540		1	Rail, Plunger, Upper, LH, 34.25", 870mm Lg
		43127		6	Screw, Cap, HH, M8 x 25mm
		322358		6	Washer, Lock, M8
31		9822611		1	Rail, Lower, LH, 34.25", 870mm Lg
		62196		5	Bolt, Flat, Countersunk Hd., Sq. Neck, M8 x 22mm
		86511045		5	Bolt, Plow, G5, 5/16" x 1-1/4"
		322358		5	Washer, Lock, M8
		9706690		5	Nut, Hex, M8
		9635082		5	Nut, Hex, 5/16"
32		9615574		1 AR	Shim, 1mm
33		9824600		1	Cam
		43140		1	Screw, Cap, HH, M10 x 30mm
		140045		1	Washer, Lock, M10
34		9615573		1	Spacer, 4mm
35		48527		2 AR	Shim, .38mm
36		9809241		1	Rail, Side, 53.15", 1350mm Lg
		120104		6	Screw, Cap, HH, M8 x 20mm
		322358		6	Washer, Lock, M8
37		848543		1	Rail, Plunger, Lower, RH, 35.98", 914mm Lg
		16043224		6	Screw, Cap, HH, M8 x 16mm
		322358		6	Washer, Lock, M8
38		848539		1	Rail, Lower, RH, 55", 1397mm Lg
		62196		7	Bolt, Flat, Countersunk Hd., Sq. Neck, M8 x 22mm
		322358		7	Washer, Lock, M8
		9706690		7	Nut, Hex, M8
39		615179		2 AR	Shim, .13mm
40		9604533		1 AR	Shim, 1mm

580

PLUNGER

STATIONARY KNIFE
ON MAIN FRAME



022

p3

10/99

PLUNGER

REF	FN	PART NUMBER	YR/SN	QTY	DESCRIPTION
41		848489		1	Spacer, 4mm
42		86528769		3	Nut-Lock, 3/4" UNF, C-Lok
43		86547668		2	Nut-Lock, 3/4", UNF, Top Lock

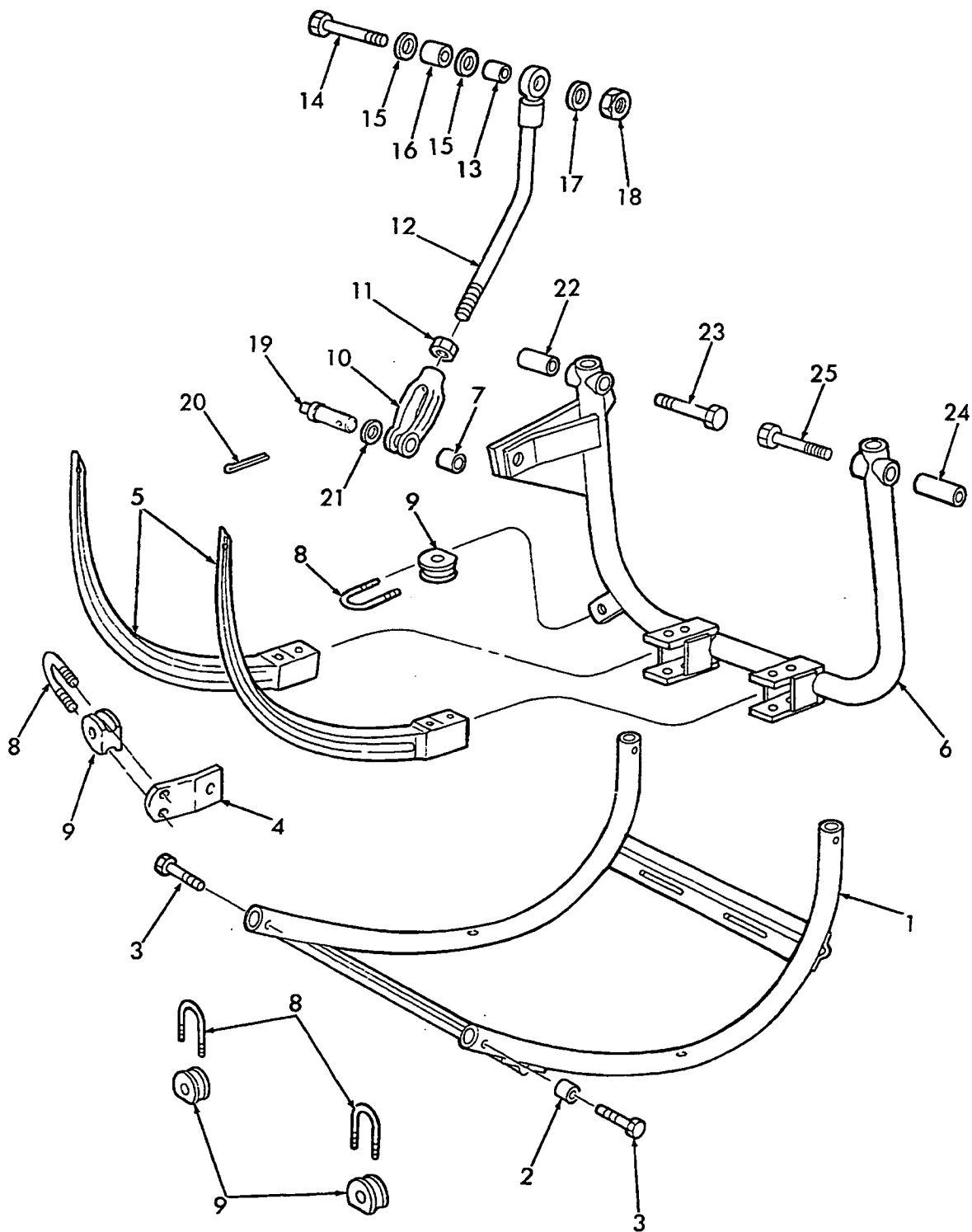
580

023

p1

10/99

NEEDLE & YOKE GROUP, TWINE TIE



023

p1

10/99

NEEDLE & YOKE GROUP, TWINE TIE

REF	FN	PART NUMBER	YR/SN	QTY	DESCRIPTION
1		9808492		1	Needle Guard Weld Assy.
		120070		2	Screw, Cap, HH, M10 x 60mm
		87016		2	Washer
		100037		2	Nut, Lock, M10
2		698872		1	Spacer
3		120070		2	Screw, Cap, HH, M10 x 60mm
		87016		2	Washer, 3/8"
		100037		2	Nut, Lock, M10
4		9827889		1	Bracket, Twine Guide
		43140		1	Screw, Cap, HH, CL8.8, M10 x 30
		140045		1	Washer, Lock, M10
		9628503		1	Nut, M10
5		9807896		2	Needle, Eye is Hard Surfaced
		374887		2	Screw, Cap, HH, M12 x 100mm
		86566268		4	Screw, Cap, Nylok, HH, M12 x 35mm, Replaces #300389
		80702		12	Washer
		100038		2	Nut, Lock, M12
		86509265		6	Nut, Hex, #10
6		9807894		1	Needle Yoke Weld Assy., Includes: Ref. 7
		87569		1	Fitting, Lube, Self-Tapping, 45°, 1/4"-28
7		132452		1	Bushing
8	1	28114		3	Bolt..Replaces U-Bolt 9604540
		80707		4	Washer, 3/16"
		322357		6	Washer, Lock, M6
		87304		6	Nut, Hex, #10
9		86543545		3	Guide, Twine..Replaces 28110
10		9604514		1	Clevis
11		320771		1	Nut, Jam, M20 Fine
12		9808495		1	Needle Yoke Rod Weld Assy., Includes: Ref. 13
		87414		1	Fitting, Lube, Self-Tapping, 1/4"-28
13		132447		1	Bushing
14		120093		1	Screw, Cap, HH, CL8.8 x 80mm
15		86516680		2	Washer

(1) Replace U-Bolt 9604540 with Bolt 28114 and (2) Hex Nuts 87301.

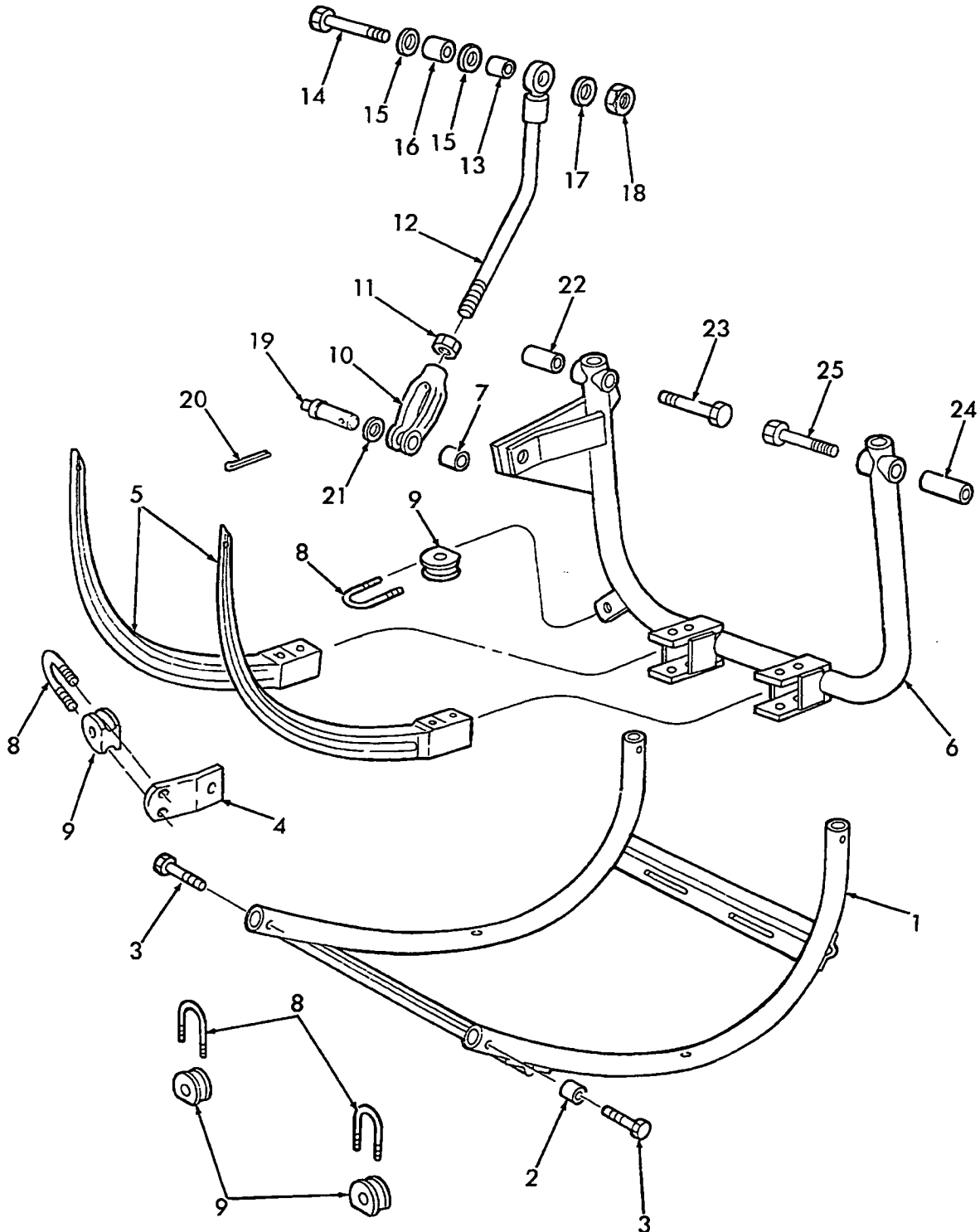
580

023

p2

10/99

NEEDLE & YOKE GROUP, TWINE TIE



023

p2

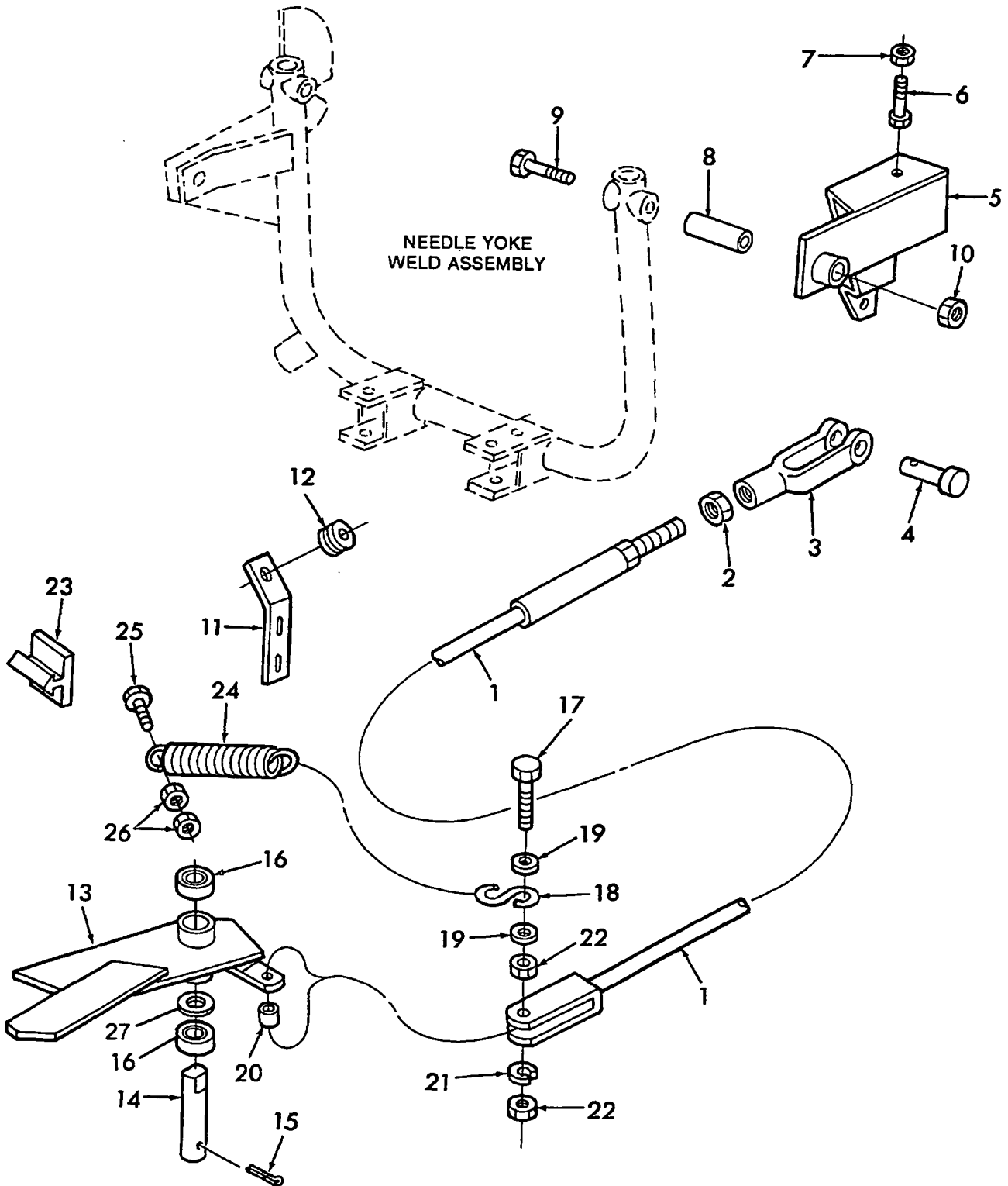
10/99

NEEDLE & YOKE GROUP, TWINE TIE

REF	FN	PART NUMBER	YR/SN	QTY	DESCRIPTION
16		132449		1	Spacer
17		49637		1	Washer, Special, 5/8"
18		86000441		1	Nut, Lock, M16..Replaces 100039
19		132469		1	Pin Assy., Includes: P/N 87414
		87414		1	Fitting, Lube, 90°, 1/4"-28
20		80755		1	Pin, Cotter, 1/8" x 1"
21		27697		1	Washer
22		848470		1	Spacer
23		280607		1	Bolt, Rd. Hd., Short Sq. Neck, G5, 5/8" x 4-1/2"
		85700693		1	Nut, Lock, GB, 5/8"..Replaces 19670
24		848469		1	Spacer
25		9807008		1	Bolt, Carr., G5, 5/8" x 6"
		87365		1	Washer, 5/8"
		86500693		1	Nut, Lock, GB, 5/8"..Replaces 19670

580

NEEDLE SAFETY LATCH



024

p1

09/99

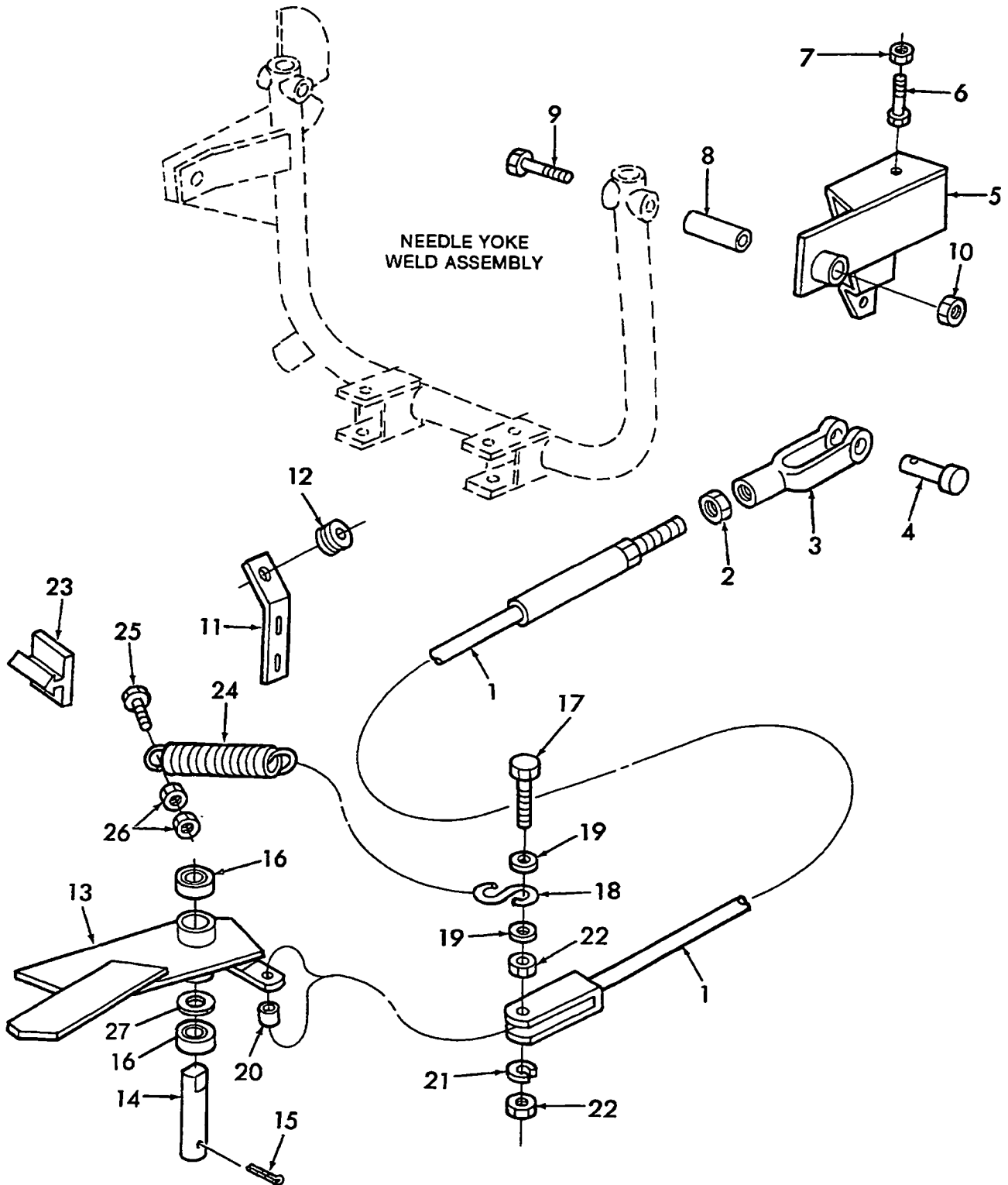
NEEDLE SAFETY LATCH

REF	FN	PART NUMBER	YR/SN	QTY	DESCRIPTION
1		848939		1	Cable
2		12628		1	Nut, Hex, 5/16", UNF
3		86000620		1	End, Yoke, Adjustable
4		200731		1	Pin, 5/16"
		9512667		1	Pin, Cotter, M2 x 20mm
5		9820414		1	Arm Weld Assy.
		87569		2	Fitting, Lube, Self-Tapping, 45°, .25" x 28
6		120113		1	Screw, Cap, HH, M10 x 50mm
7		9628503		1	Nut, Hex, M10
8		848469		1	Spacer
9		9807008		1	Bolt, Carr., G5, 5/8" x 6"
		87365		1	Washer, 5/8", SAE
10		85700693		1	Nut, Lock, 5/8"
11		848783		2	Mount, Guide
		43140		2	Screw, Cap, HH, M10 x 30
		140045		4	Washer, Lock, M10
		100016		2	Nut .38"
		88434		2	Screw, Cap, G8, 1/2" x 2-1/2"
		87016		4	Washer, .38"
		9628503		2	Nut, .38"
12		222003		1	Guide
	1	28114		1	U-Bolt
		322357		2	Washer, Lock, M6
		87304		2	Nut, Hex, #10
13		86517008		1	Latch, Cast (Does not include seal)
14		576220		1	Pin
		87415		1	Fitting, Lube, 90°, 1/4"-28
15		87400		1	Pin, Cotter, 3/16" x 2"
16		121189		2	Seal
17		412295		1	Screw, Cap, HH, M10 x 50mm
18		34455		1	S-Hook
19		87016		2	Washer, 3/8", SAE
20		254146		1	Spacer
21		140045		1	Washer, Lock, M10

(1) Replace 9604540 w/28114 & (2) 87304

580

NEEDLE SAFETY LATCH



NEEDLE SAFETY LATCH

REF	FN	PART NUMBER	YR/SN	QTY	DESCRIPTION
22		9628503		2	Nut, Hex, M10
23		216328		1	Block, Bumper
24		36267		1	Spring
25		120068		1	Screw, Cap, HH, M10 x 40mm
26		9628503		2	Nut, Hex, M10
27		87367		1	Washer, 1", SAE

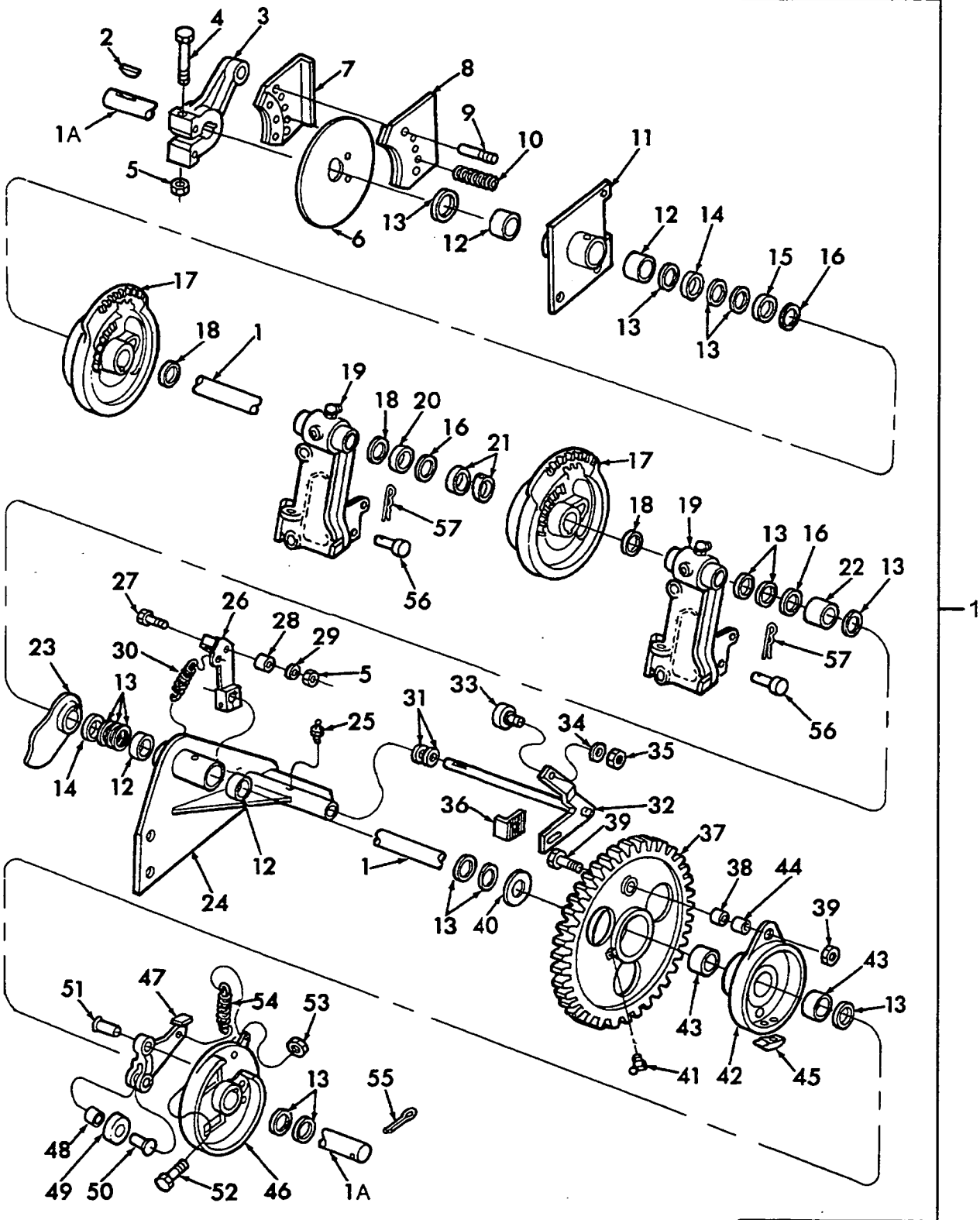
580

025

p1

10/99

TWINE KNOTTER ASSEMBLY



025

p1

10/99

TWINE KNOTTER ASSEMBLY

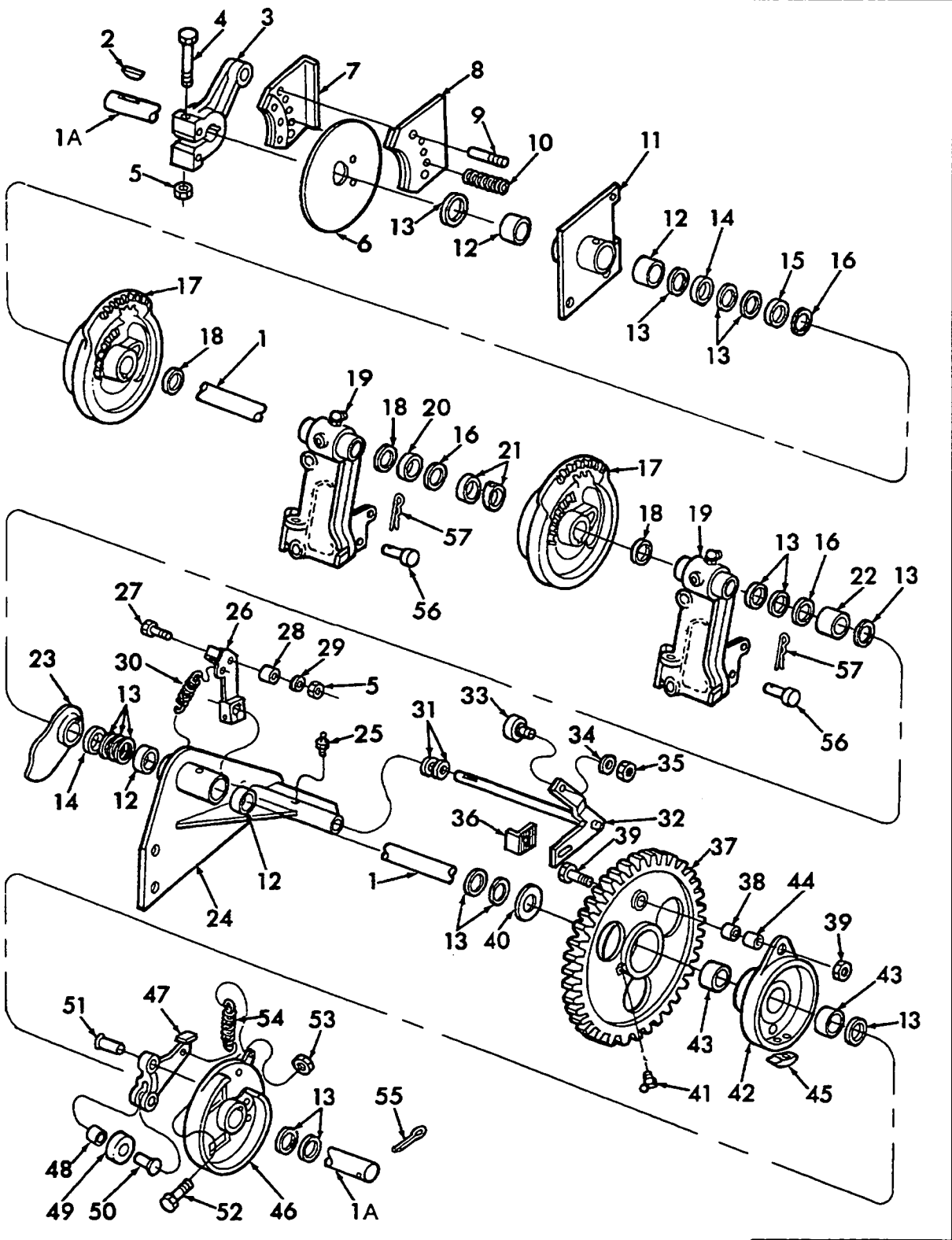
REF	FN	PART NUMBER	YR/SN	QTY	DESCRIPTION
1	1	848799		1	Knotter Shaft Assy., Includes: Ref. 1 thru 57
1	2	86507985		1	Knotter Shaft Assy., Includes: Ref. 1 thru 57
1A	1	848669		1	Shaft, Knotter
1A	2	86507986		1	Shaft, Knotter
2		280414		1	Key, Woodruff, 5/16" x 1-1/8"
3		848663		1	Arm, Knotter
		16043224		2	Screw, Cap, HH, M8 x 16mm
		322358		2	Washer, Lock, M8
4		120073		1	Screw, Cap, HH, M10 x 80mm
5		100037		1	Nut, Lock, M10
6		602702		1	Disc, Brake
7		791788		1	Brake Shoe Assy.
8		791787		1	Brake Shoe Assy.
9		770210		2	Pin
		87016		1	Washer, 3/8"
		354720		4	Nut, Jam, M10
10		128383		3	Spring
		86508569		3	Screw, Cap, HH, CL8.8, M6 x 70mm
		353308		3	Nut, Lock, M6
11		603438		1	Bearing Weld Assy., RH, Includes: Ref. 2 of 12
		87414		1	Fitting, Lube, 1/4" x 28
12		222939		4	Bushing
13		58630		15AR	Washer
14		602703		2	Spacer
		84382		2	Screw, Set, Hex Socket, Dog Pt., 5/16" x 5/8"
15		647634		1	Spacer
16		9800957		3AR	Washer
17		645745		2	Kit, Gear, Cam, Includes: 86578202 Knotter Pinion, 86578203 Worm Pinion, Cam Gear, Wear Insert & Instructions

(1) Used on & BSN 900598

(2) Used on & ASN 900599

580

TWINE KNOTTER ASSEMBLY



025

p2

10/99

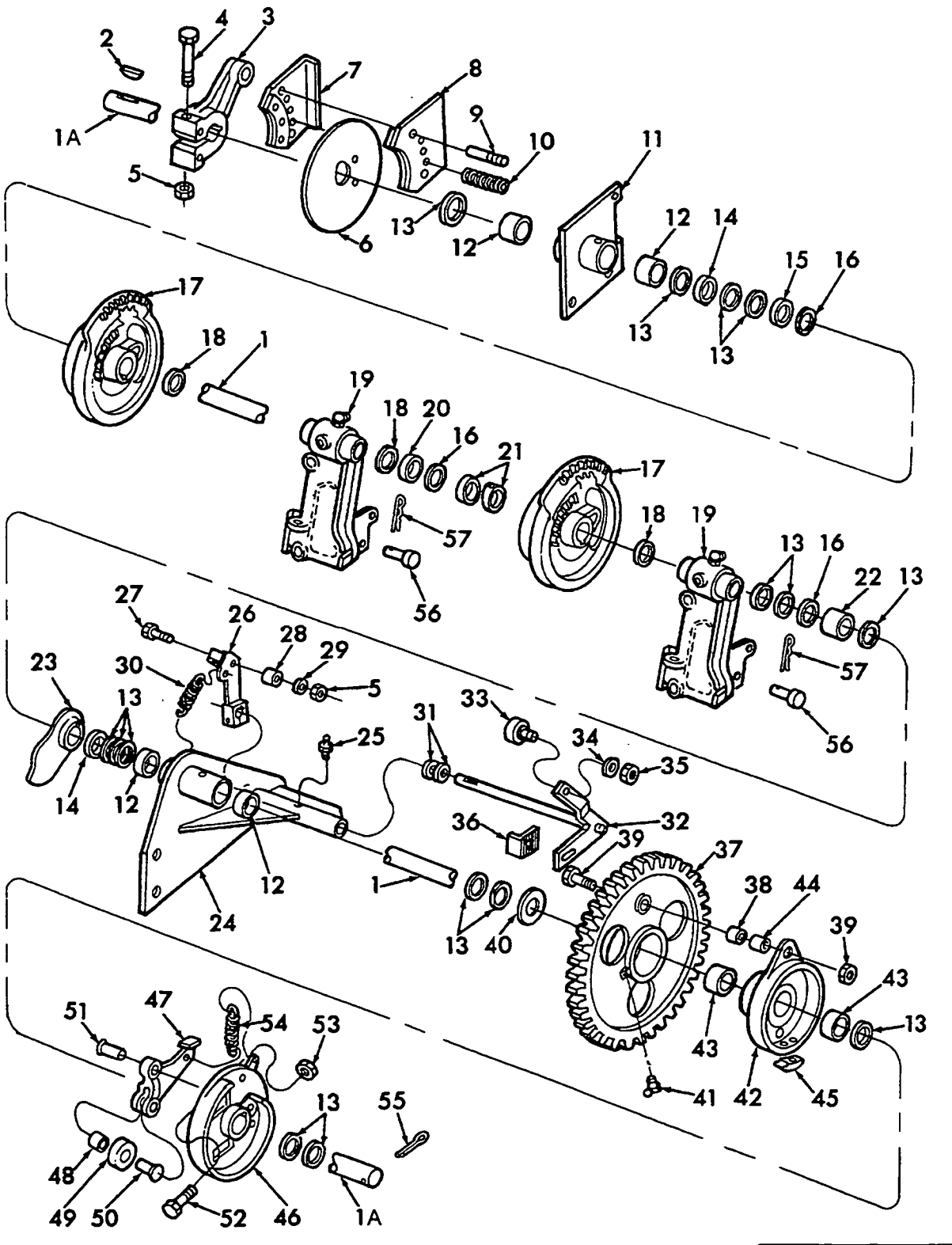
TWINE KNOTTER ASSEMBLY

REF	FN	PART NUMBER	YR/SN	QTY	DESCRIPTION
17	1	86577790		2	Kit, Gear, Cam, w/Hardened Teeth in Cam Gear, Includes: Pinion, Worm Pinion, Cam Gear, Wear Insert & Instructions
		87122		2	Key, Woodruff, 5/16" x 2-1/8"
18		267571		3	Washer
19		86507981		2	Knotter Frame Assy...Replaces 9614193 (Refer to Contents for Component Breakdown)
20		620972		1	Spacer
21		267596		2	Collar
		86512812		2	Screw, Set, Sq. Hd., Cup Pt., 5/16" x 5/8"
22		122698		1	Spacer
23		603104		1	Cam, Twine Finger
		280934		1	Key, Woodruff, 1/4" x 7/8"
24		848861		1	Support Weld Assy., LH, Includes: 2 of Ref. 12
		87414		1	Fitting, Lube, Self-Tapping, .25" x 28
		43128		1	Screw, Cap, HH, M8 x 30mm
		9706690		2	Nut, Hex, M8
25		87414		1	Fitting, Lube, Straight, .25" x 28
26		9829289		1	Trip Lever Weld Assy.
		170004		1	Key, Woodruff, 4mm x 6.5mm
		43130		1	Screw, Cap, HH, M8 x 50mm
		322358		1	Washer, Lock, M8
		9706690		1	Nut, Hex, M8
27		43140		1	Screw, Cap, HH, M10 x 30mm
28		211521		1	Spacer
29		87016		1	Washer, 3/8"
30		42427		1	Spring
31		27697		2	Washer
32		9846872		1	Knotter Trip Weld Assy.
33		36800		1	Bearing, Roller, Cam
34		285072		1	Washer, Heat-Treated
35		86509310		1	Nut, Hex, 3/8", UNF..Replaces 84950
36		166244		1	Stop
		43128		1	Screw, Cap, HH, M8 x 30mm

(1) No Longer Serviced

580

TWINE KNOTTER ASSEMBLY



1

025

p3

10/99

TWINE KNOTTER ASSEMBLY

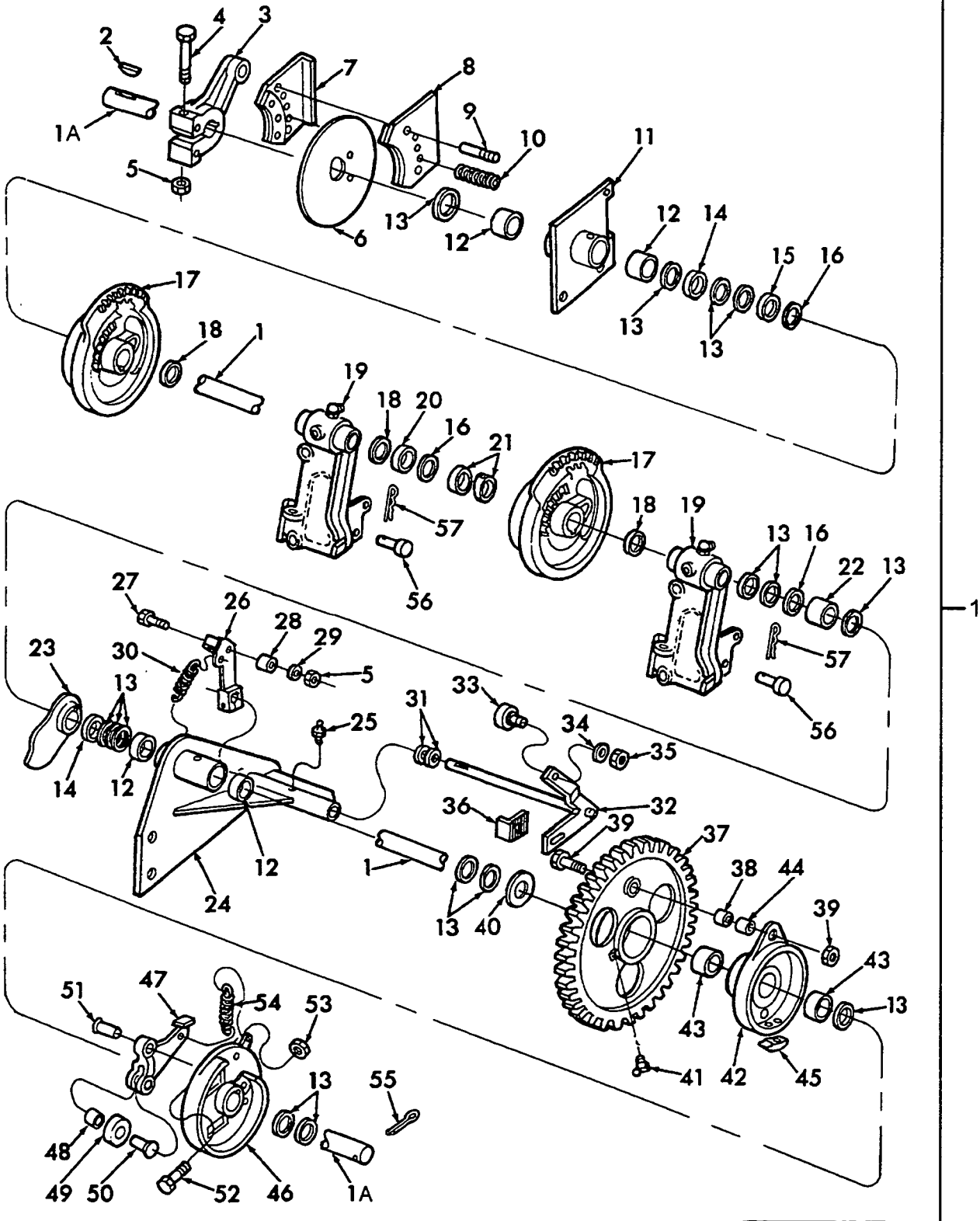
REF	FN	PART NUMBER	YR/SN	QTY	DESCRIPTION
		285072		2	Washer
		43442		1	Nut, Lock, M8
37		848596		1	Gear, 39T, Includes: Ref. 38
38		58148		1	Sleeve,Bolt, Shear
39		58118		1	Bolt, Shear, w/Nut
40		33004		1	Washer
41		87569		1	Fitting, Lube, 45°, .25" x 28
42		848844		1	Clutch Hub Assy., Includes: Ref. 43 & 44
		84443		1	Bolt, Mach., Sq. Hd., 3/8" x 3/4"
		80680		1	Washer, Lock, 3/8"
		9628503		1	Nut, Hex, 3/8" x 16
43		222939		2	Bushing
44		58147		1	Sleeve, Bolt, Shear
45		86502134		1	Latch..Replaces 536888
	1	280266		1	Screw, Cap, HH, 3/8" x 3/4" UNF
	2	43138		1	Bolt, M10 x 20mm
	2	140045		1	Washer, Lock, M10
		80680		1	Washer, Lock, 3/8"
46		848847		1	Knotter Clutch Assy., Includes: Ref. 47 thru 51
		87122		1	Key, Woodruff, 5/6" x 2-1/8"
47		86555352		1	Knotter Pawl Assy., Includes: Ref. 48 (1/2" Spacer, 86555354) thru 50, Replaces 763541
48		228681		1	Spacer, 5/8", Long
48		86555354		1	Spacer, 1/2", Long
49		139881		1	Roller, Can Use 8655524
49		8655524		1	Roller
50		617446		1	Rivet
51		617445		1	Pin
52		9706693		1	Screw, Cap, HH, M12 x 60mm
52		87972		1	Screw, Cap, HH, G5, .50 x 2.50"
53		100038		1	Nut, Lock, M12
53		88871		1	Nut, Lock, GB, .50"..Replaces 9636698
54		18		1	Spring, Safety Hook

(1) Services New Style Latch 86502134

(2) Services Old Style Latch 536888

580

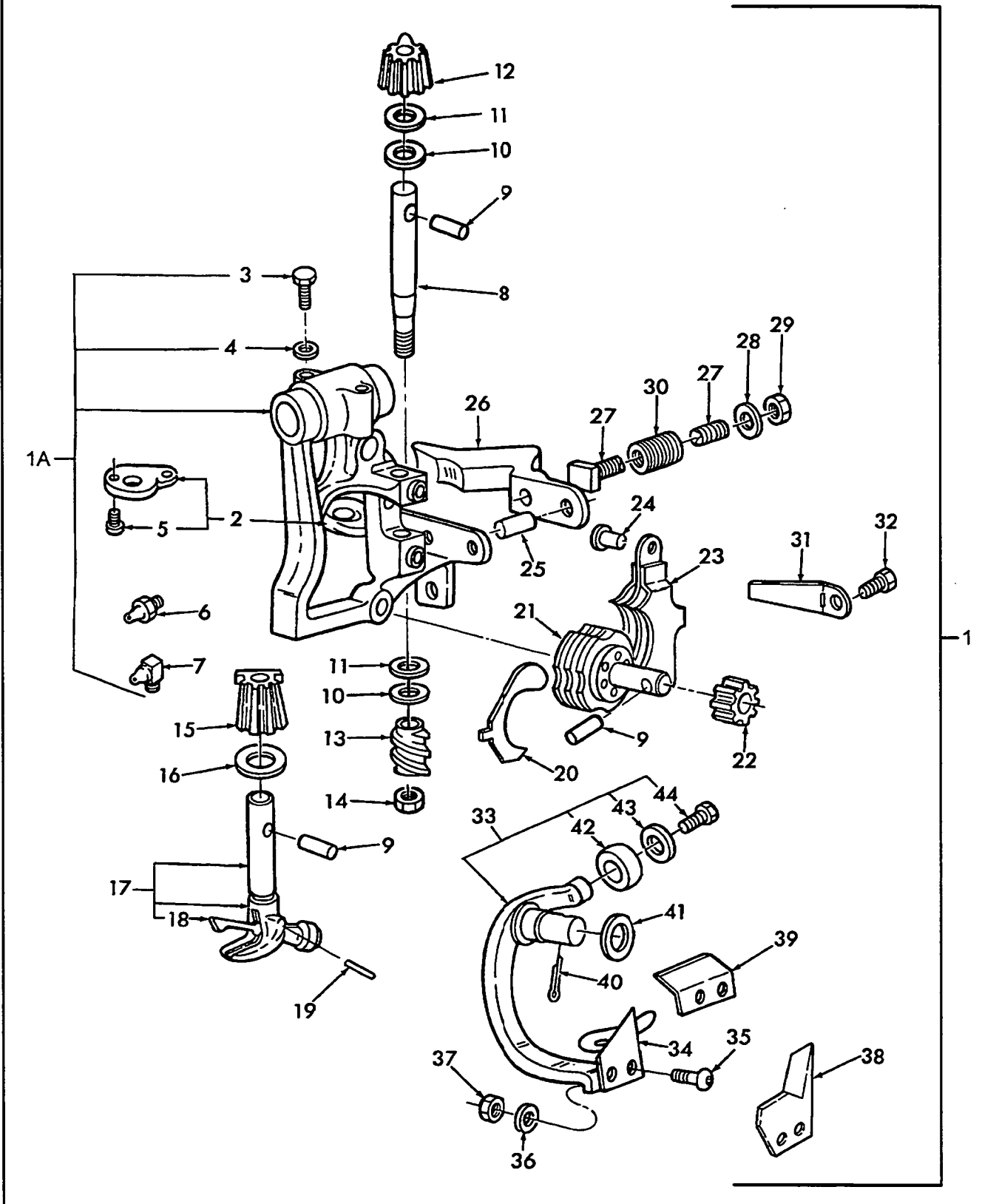
TWINE KNOTTER ASSEMBLY



TWINE KNOTTER ASSEMBLY

REF	FN	PART NUMBER	YR/SN	QTY	DESCRIPTION
55		130012		1	Pin, Cotter, M5 x 50mm
56		710230		2	Rivet, Drilled, 3/8" x 1"
57		216698		2	Pin, Cotter, Hair
		638350		AR	Tool, Knife Arm, Used for Adjusting Knife Arm
		9626568		2	Nut, Jam, 5/16"

TWINE KNOTTER FRAME ASSEMBLY



026

p1

10/99

TWINE KNOTTER FRAME ASSEMBLY

REF	FN	PART NUMBER	YR/SN	QTY	DESCRIPTION
1		86507981		2	Knotter Frame Assy., Includes: Ref. 1 thru 37 & 39 thru 44
1A		86507979		2	Frame, Knotter, Includes: Ref. 2 thru 5 & 25 & 45..Replaces 9616318
2		781216		2	Kit, Bill Hook, Cam, Includes: Ref. 5
3		9706689		4	Screw, Cap, HH, 3/8" x 1-3/4"
4		80680		4	Washer, Lock, 3/8"
5		767388		4	Screw, Cap, #6 x 1/2"
6		87414		10	Fitting, Lube, Straight, 1/4"
7		87415		4	Fitting, Lube, 90°, 1/4"
8		11824		2	Shaft, Knotter Worm
9	1	80837		6	Pin, Groove, 3/16" x 7/8"
9	2	9843711		6	Pin, Groove, 3/16" x 7/8"
10		9820487		AR	Washer, .036" Thick, .91mm
11		11117		AR	Washer, .060" Thick, 1.5mm
11		9820487		2AR	Washer, 9/32" x 1-3/32" x .036, 20 Gauge..Replaces 11158
11		773427		AR	Washer, .020" Thick, .51mm
12	3	86578203		2	Pinion, Knotter Worm, Increased Hardness Depth..Replaces 226288 & 86529482
13		11841		2	Worm, Knotter
14		86509310		2	Nut, Hex, 3/8" UNF
15	3	86578202		2	Pinion, Knotter, Increased Hardness Depth..Replaces 614898 & 86529481
16		773427		AR	Washer
17		796734		2	Bill Hook Assy., Includes A Hardened Steel Roller To Use w/Knotter Frames w/a Bolt On Ramp For The Roller, Kit 871216, Plastic Twine, Includes: Ref. 18 & 19 & Groove Pin
17		854819		2	Bill Hook Assy., Steel Roller Sisel Twine, Includes: Ref. 18 & 19 & Groove Pin
18		796738		2	Tongue Assy.

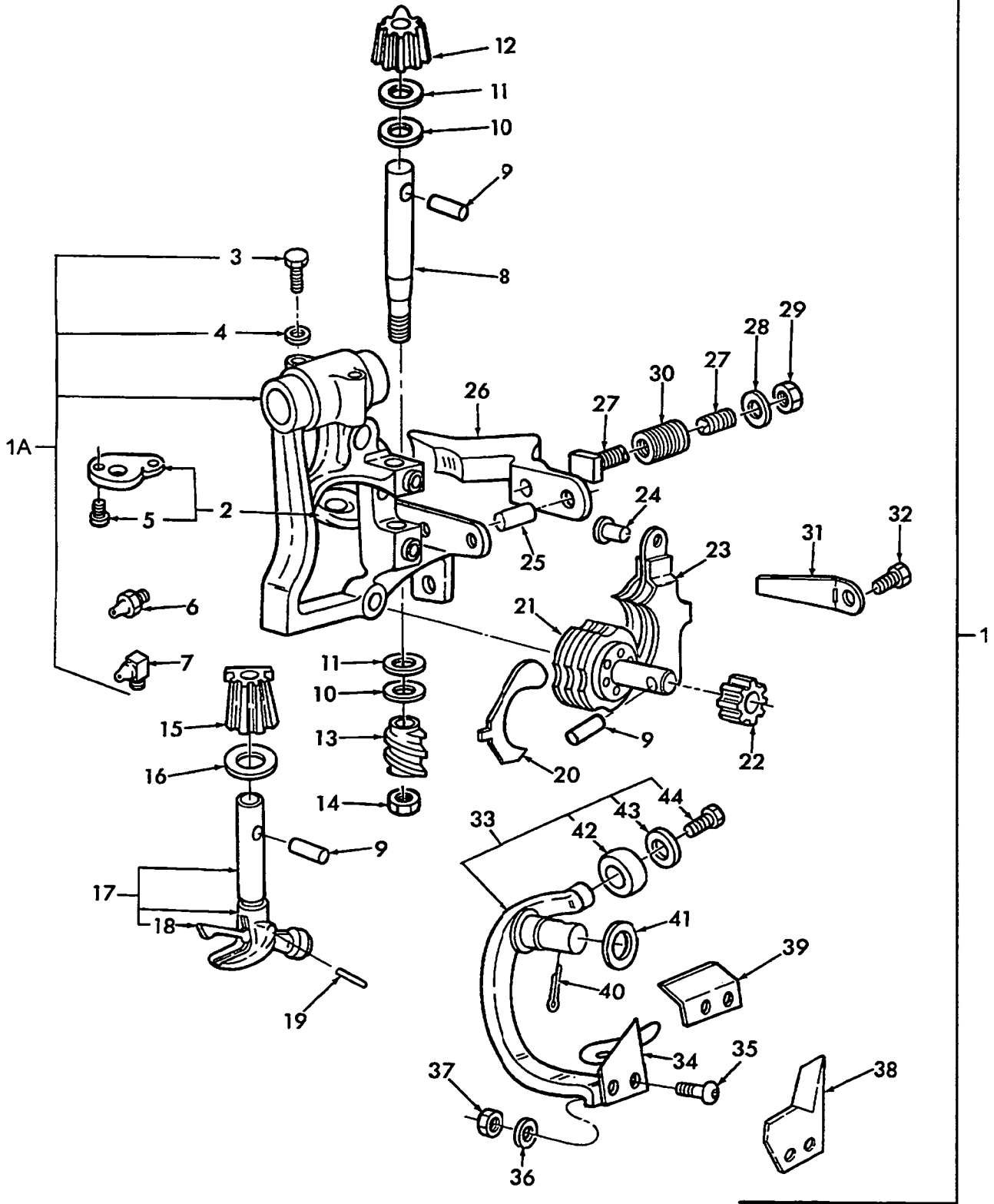
(1) Used On & BSN 917278

(2) Used On & ASN 917279

(3) No Longer Serviced

580

TWINE KNOTTER FRAME ASSEMBLY



026

p2

10/99

TWINE KNOTTER FRAME ASSEMBLY

REF	FN	PART NUMBER	YR/SN	QTY	DESCRIPTION
19		784746		2	Pin, Groove, 3/16" x 1/2"
20		39224		4	Cleaner, Disc, Knotter
21		267363		2	Disc, Twine
22		11840		2	Pinion, Disc, Twine
23		694902		2	Twine Holder Assy.
24		9820351		2	Screw, Cap, Hex Socket, Button Hd., Special
25		11106		2	Pin, Knotter Hook Cam
26		795117		2	Hook, Knotter
27		39170		2	Screw, Adjusting, 5/16" x 2-5/8"
28		87362		2	Washer, 5/16", SAE
29		87463		2	Nut, Pal, 5/16"
30		11104		2	Spring
31		11109		4	Spring, Tension
32		88206		4	Screw, Cap, HH, G5, 3/8" x 1"
33		603728		2	Kit, Knife Arm, Includes: Ref. 34 thru 37 & 39 thru 44
34		615073		2	Kit, Knife Standard, Includes: Ref. 35 thru 37
35		88637		2	Screw, Cap, Hex Socket, Button Hd., #8 x 1/2"
36		87812		2	Washer, Lock, #8
37		87653		2	Nut, Hex, #8
38		11839		2	Knife, Optional
39		612244		2	Guide
40		80757		2	Pin, Cotter, 1/8" x 7/8"
41		187426		AR	Shim, .015", .38mm
41		195903		AR	Shim, .025", .64mm
42		146		2	Roller, Arm, Knife
43		86528903		2	Washer, Heat-Treated, 17/64"
44		86528797		2	Screw, Cap, Hex Socket, Button Hd., 1/4" x 1/2"

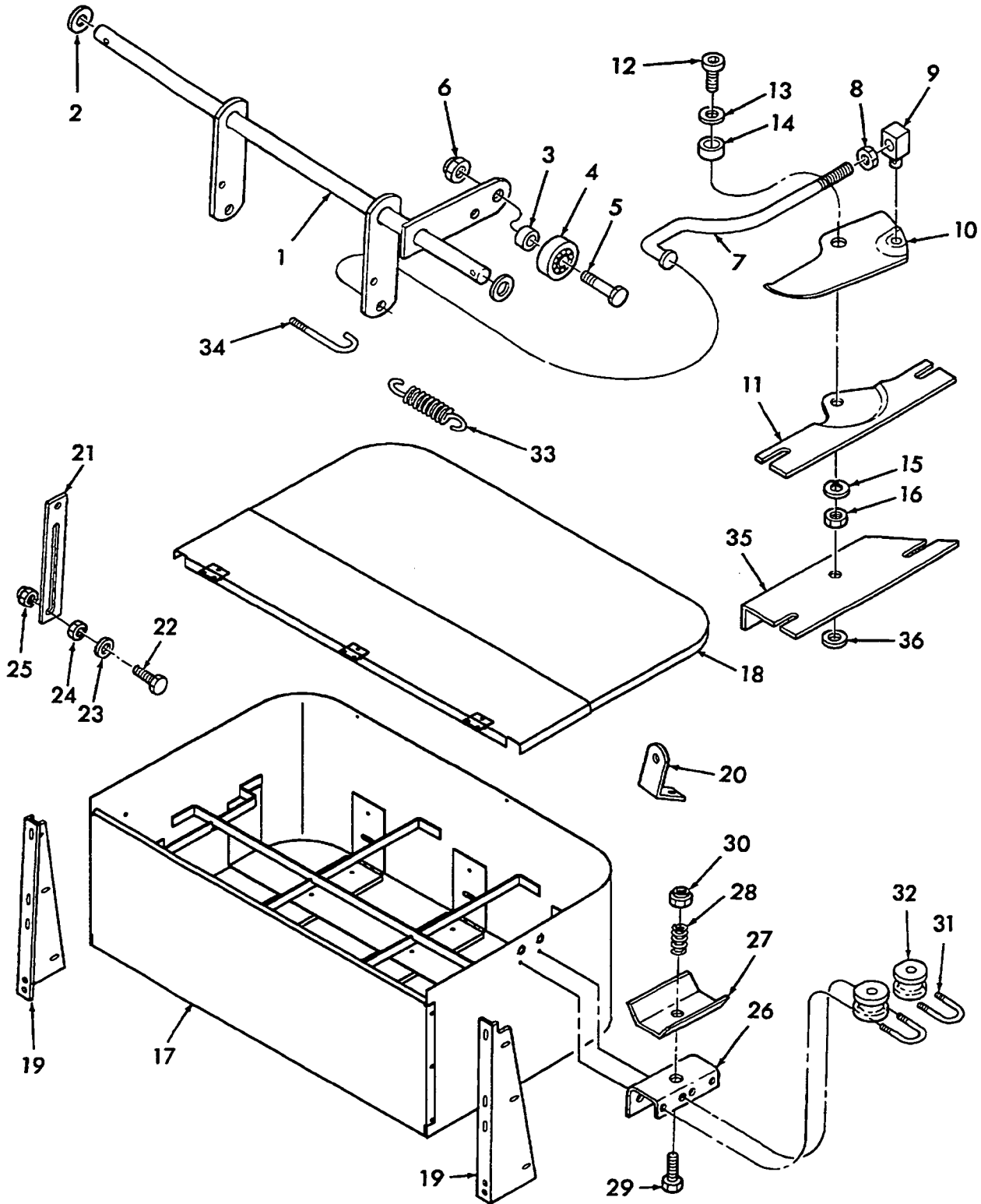
580

027

p1

10/99

TWINE FINGER, LEVER & TWINE BOX



027

p1

10/99

TWINE FINGER, LEVER & TWINE BOX

REF	FN	PART NUMBER	YR/SN	QTY	DESCRIPTION
1		849383		1	Lever Weld Assy.
		80755		2	Pin, Cotter, 1/8" x 1"
2		27697		2/AR	Washer
3		854963		1	Spacer
4		9604557		1	Bearing
5		120068		1	Screw, Cap, HH, M10 x 40mm
6		100037		1	Nut, Lock, M10
7		9604535		2	Link, Finger, Twine
		80756		2/AR	Pin, Cotter, 1/8" x 3/4"
8		9706690		2	Nut, Hex, M8
9		414		2	Block, Adjustment
		80756		2	Pin, Cotter, 1/8" x 3/4"
10		265119		2	Finger, Twine
11		126961		2	Mount, Finger
		86507486		4	Bolt, Carr., M8 x 20mm
		322358		4	Washer, Lock, M8
		9706690		4	Nut, Hex, M8
12		380425		2	Screw, Hex, Socket Hd., M10 x 20mm
13		87016		2	Washer, 3/8", SAE
14		185140		2	Spacer
15		140045		2	Washer, Lock, M10
16		9628503		2	Nut, Hex, M10
17	1	268173		1	Twine Box Weld Assy.
17	2	86526044		1	Twine Box Weld Assy., For Use w/Larger Balls Of 6500 Twine
18	1	{778071}		1	Twine Box Lid Weld Assembly
18	2	86526219		1	Twine Box Lid Weld Assy., For Use w/86526044
		523291		6	Screw, Hex Washer Hd., Self-Locking, USR 1/4" x 1/2"
		42576		3	Nut, Speed Twin Type
19		165077		2	Support
		120104		6	Screw, Cap, HH, M8 x 20mm
		86507486		4	Bolt, Carr., M8 x 20mm

(1) Used On & BSN 936408

(2) Used On & ASN 936409

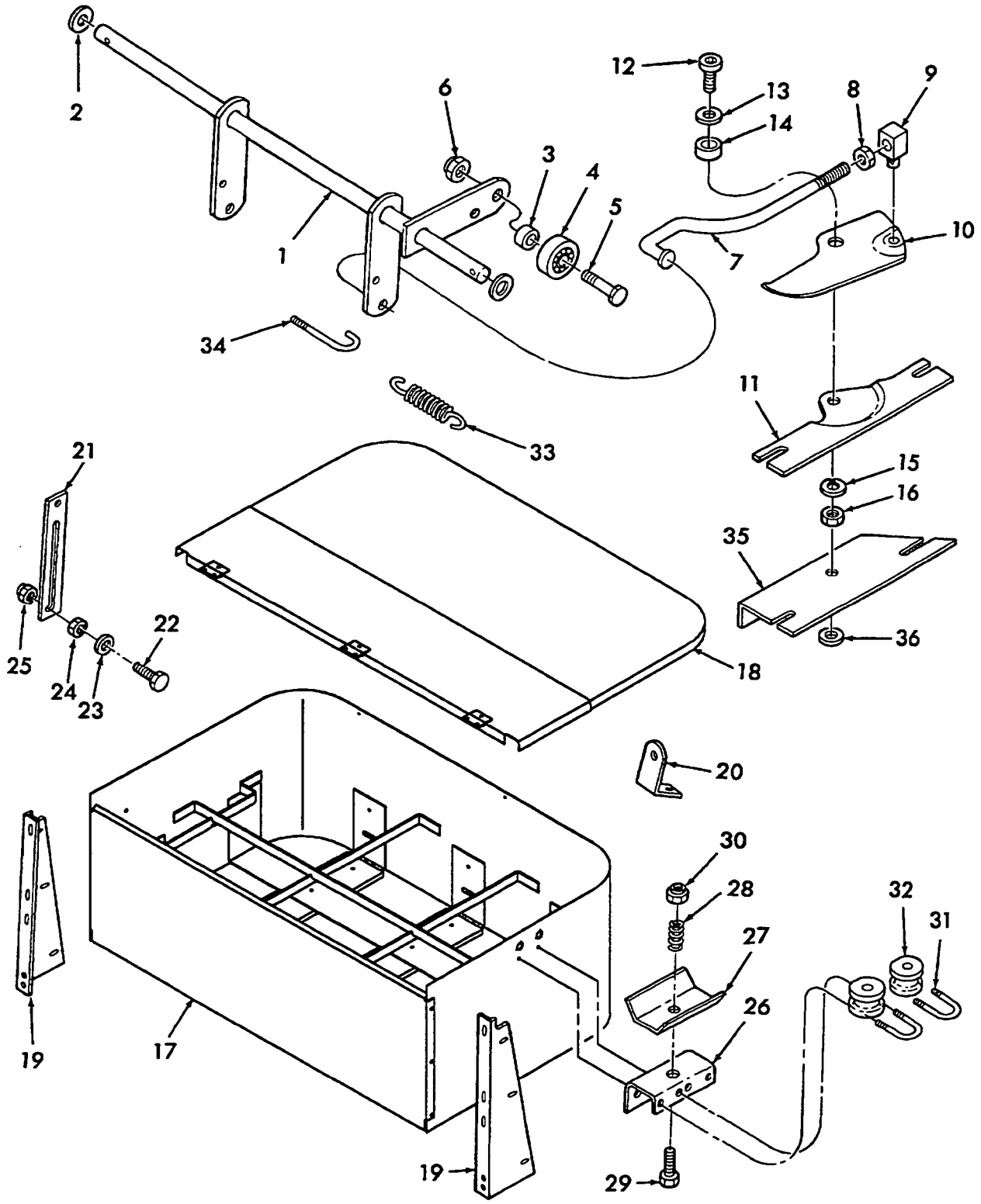
580

027

p2

10/99

TWINE FINGER, LEVER & TWINE BOX



TWINE FINGER, LEVER & TWINE BOX

REF	FN	PART NUMBER	YR/SN	QTY	DESCRIPTION
		87362		6	Washer, 5/16", SAE
		322358		10	Washer, Lock, M8
		9706690		10	Nut, Hex, M8
20	1	9809617		1	Bracket, LH
20	2	86531609		1	Bracket, RH
		43140		2	Screw, Cap, HH, M10 x 30mm
		87016		2	Washer, 3/8", SAE
		140045		2	Washer, Lock, M10
		9628503		2	Nut, Hex, M10
21	1	229241		1	Latch
21	2	86515796		1	Latch
		120104		1	Screw, Cap, HH, M8 x 20mm
		43442		1	Nut, Lock, M8
22		43128		1	Screw, Cap, HH, M8 x 30mm
23		87362		1	Washer, 5/16", SAE
24		100097		1	Nut, Jam, M8
25		43442		1	Nut, Lock, M8
26		188994		1	Base, Guide, Twine
		86508568		2	Screw, Cap, HH, M6 x 16mm
		9706755		2	Nut, Hex, M6
		322357		4	Washer, Lock
27		40971		1	Clamp, Twine
28		25		1	Spring
29		43118		1	Screw, Cap, HH, M6 x 40mm
30		353308		1	Nut, Lock, M6
31	3	28114		2	U-Bolt
		322357		4	Washer, Lock, M6
		87304		4	Nut, Hex, M5
32		86543545		2	Guide, Twine..Replaces 28110
33		29579		1	Spring
		120106		1	Screw, Cap, HH, M8 x 40mm
		9706690		2	Nut, Hex, M8

(1) Used On & BSN 936408

(2) Used On & ASN 936409

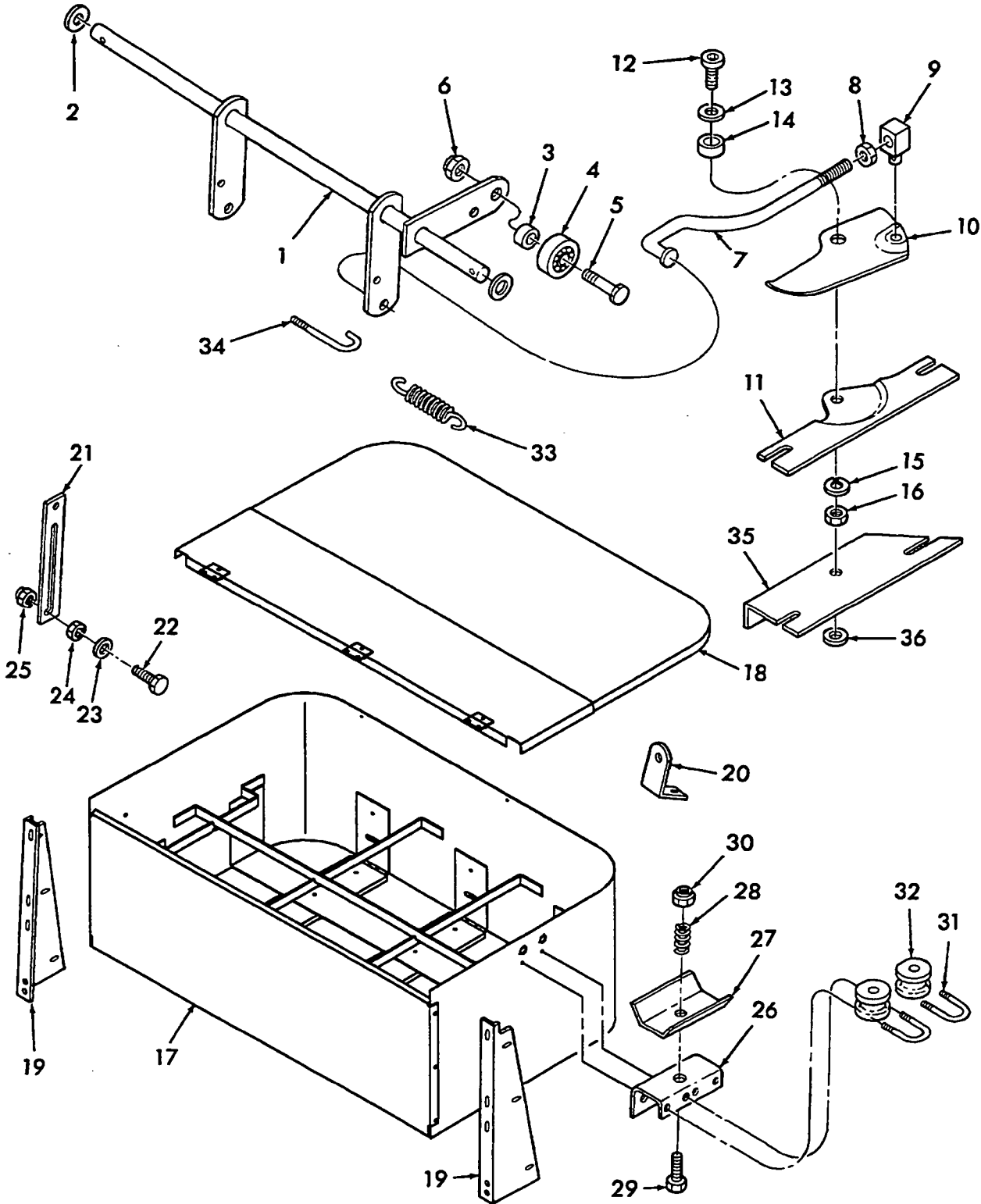
(3) Replace 9604540 w/28114 & (2) 87304

027

p3

10/99

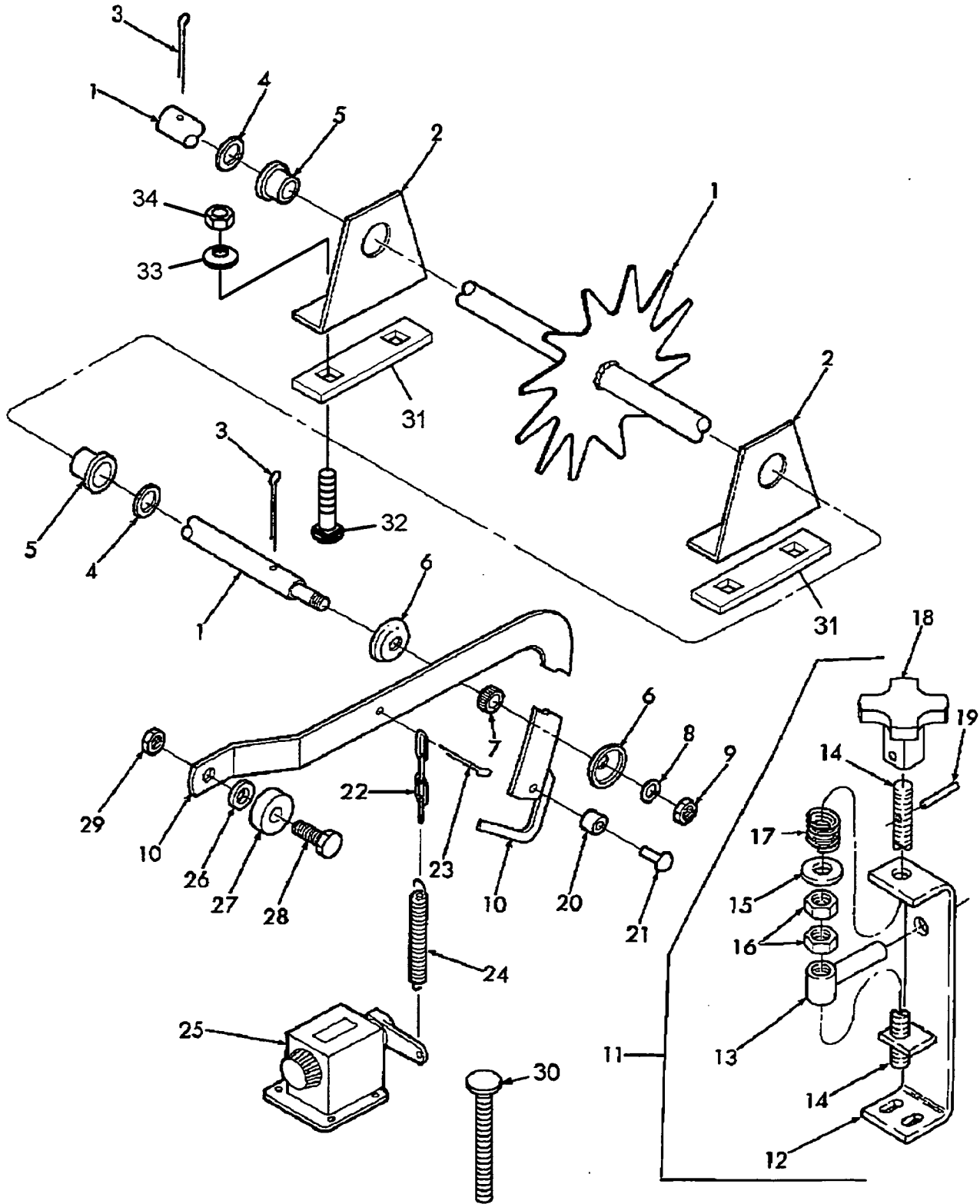
TWINE FINGER, LEVER & TWINE BOX



TWINE FINGER, LEVER & TWINE BOX

REF	FN	PART NUMBER	YR/SN	QTY	DESCRIPTION
34		359726		1	J-Bolt
		9706755		2	Nut, Hex, M6
		201940			Kit, Needle Slot Baffle, Includes: Ref. 35 & 36
35		NSS		2	Needle Slot Baffle Weld Assy.
36		285072		2	Washer, 13/32" ID x 7/8" OD, 10.3mm x 22.2mm
37		86529671		1	Decal, Twine Routing

METERING WHEEL



028

p1

09/99

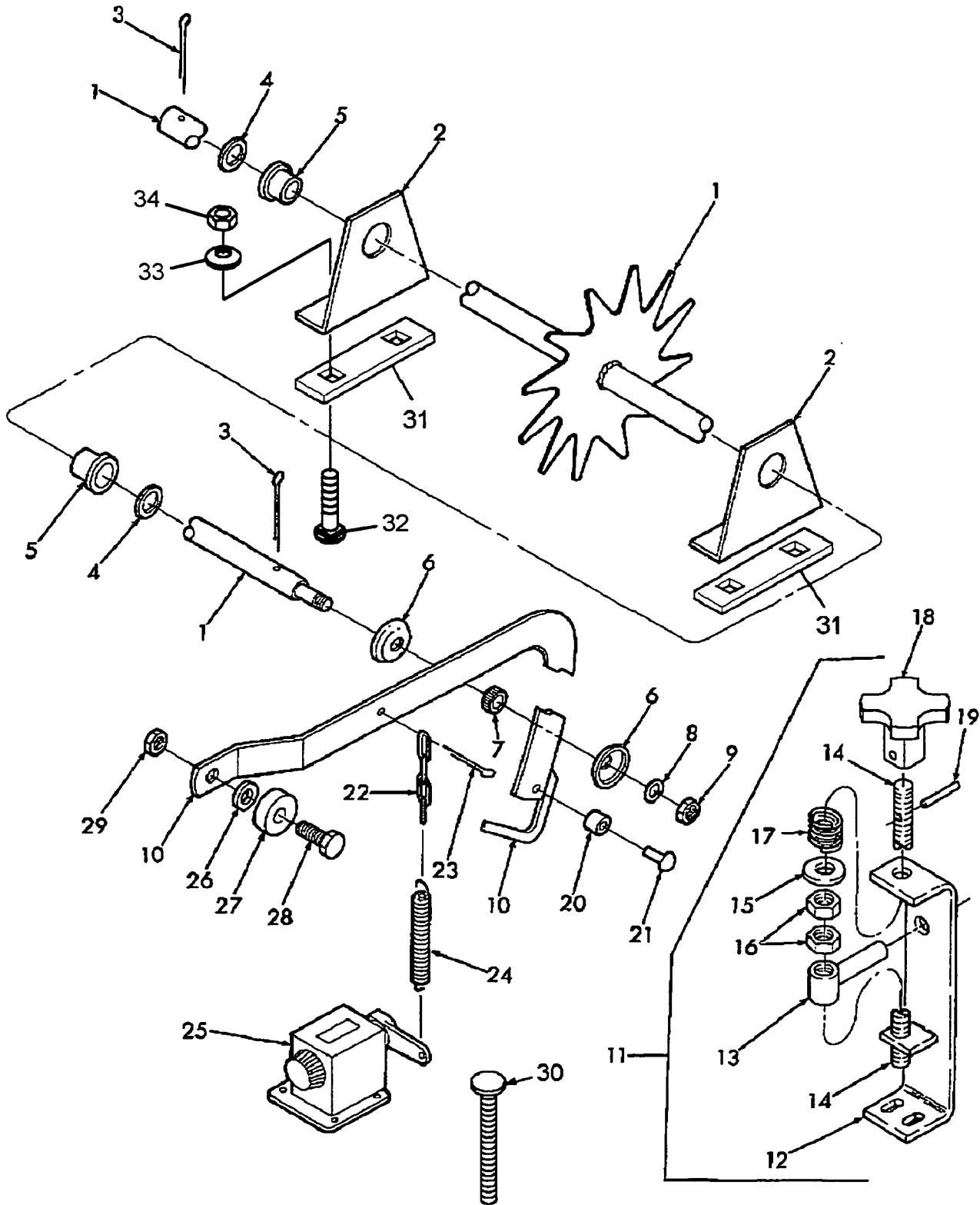
METERING WHEEL

REF	FN	PART NUMBER	YR/SN	QTY	DESCRIPTION
1	1	9604528		1	Metering Wheel Weld Assy.
1	2	86535585		1	Metering Wheel Weld Assy.
2		536323		2	Support, Bearing
		120041		4	Bolt, Carr., M10 x 20mm
		140045		4	Washer, Lock, M10
		9628503		4	Nut, Hex, M10
3		80755		2	Pin, Cotter, 1/8" x 1"
4		87365		2	Washer, 5/8", SAE
5		44806		2	Bearing
6	3	39725		2	Cup
6	4	86528355		2	Cup
7	3	41521		1	Disc
7	4	86528354		1	Disc
8		140045		1	Washer, Lock, M10
9		9628503		1	Nut, Hex, M10
10	3	9847148		1	Trip Arm Weld Assy., Replaces 848887
10	4	86519043		1	Trip Arm Weld Assy.
10	5	86519046		1	Trip Arm Weld Assy.
11		9823463		1	Bale Length Adjuster Assy.
12		9823452		1	Support Weld Assy.
13		9823455		1	Pin, Weld Assy.
14		9823456		1	Rod
15		80700		1	Washer, 1/2"
16		280431		3	Nut, G5, 1/2"
17		9511031		1	Spring
18		637895		1	Knob
19		280404		1	Pin
20		42371		1	Spacer
21		87587		1	Rivet, Button Hd., 1/4" x 7/8"
22		197559		1	Chain

- (1) Used On & BSN 947961
(2) Used On & ASN 947962
(3) Used On & BSN 936408
(4) Used On & ASN 936409
(5) Used On & ASN 936409, Europe Only

580

METERING WHEEL



METERING WHEEL

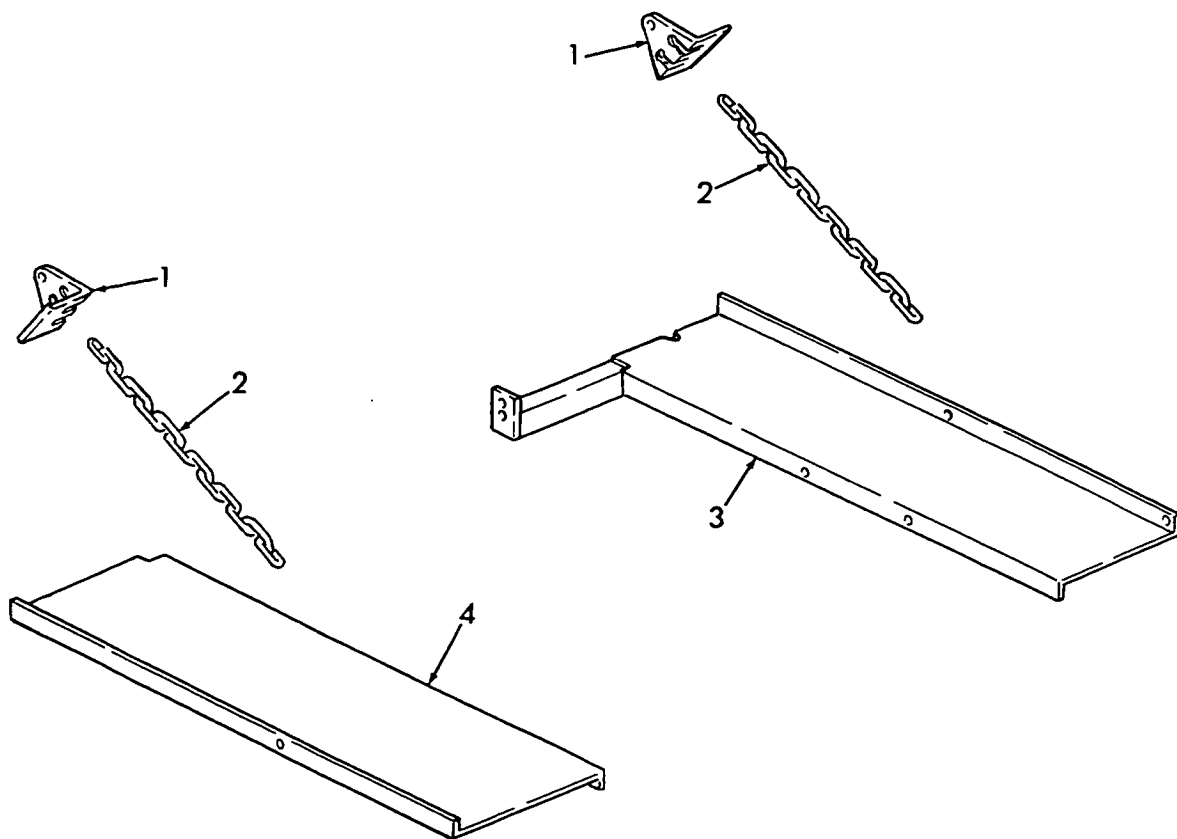
REF	FN	PART NUMBER	YR/SN	QTY	DESCRIPTION
23		87019		1	Pin, Cotter, 3/16" x 3/4"
24		197717		1	Spring, Extension
25		26995		1	Counter, Four Figure
26		87016		1	Washer, 3/8"
27		211521		1	Spacer
28		43140		1	Screw, Cap, HH, M10 x 30mm
29		100037		1	Nut, Lock, M10
30		714808		1	Rod Weld Assy.
31		86573397		2	Spacer
32		280503		4	Bolt, SSQ, G5, .38 x 1.00"
33		140045		4	Washer, Lock, M10
34		9628503		4	Nut, .38"

029

p1

09/99

ATTACHMENTS AND OPTIONAL EQUIPMENT TRIPLE PURPOSE BALE CHUTE



ATTACHMENTS AND OPTIONAL EQUIPMENT TRIPLE PURPOSE BALE CHUTE

REF	FN	PART NUMBER	YR/SN	QTY	DESCRIPTION
1		630030		2	Bracket, Chain Adjustment
		86508749		2	Bolt, Rd. Hd., Short Sq. Neck, G5, 3/8" x 1-1/4"
2		196348		2	Chain, Chute, Bale
		88206		2	Screw, Cap, HH, G5, 3/8" x 1"
		80702		2	Washer, 3/8"
3		130399		1	Chute Weld Assy.
		86508749		2	Bolt, Rd. Hd, Short Sq. Neck, G5, 3/8" x 1-1/4"
		80702		6	Washer, 3/8"
4		130398		1	Adaptor
		80680		4	Washer, Lock, 3/8"
		9628503		4	Nut, Hex, 3/8" x 16
		88434		4	Screw, Cap, HH, G5, 3/8" x 3/4"
		88902		2	Nut, Lock, Hex, GC, 3/8"

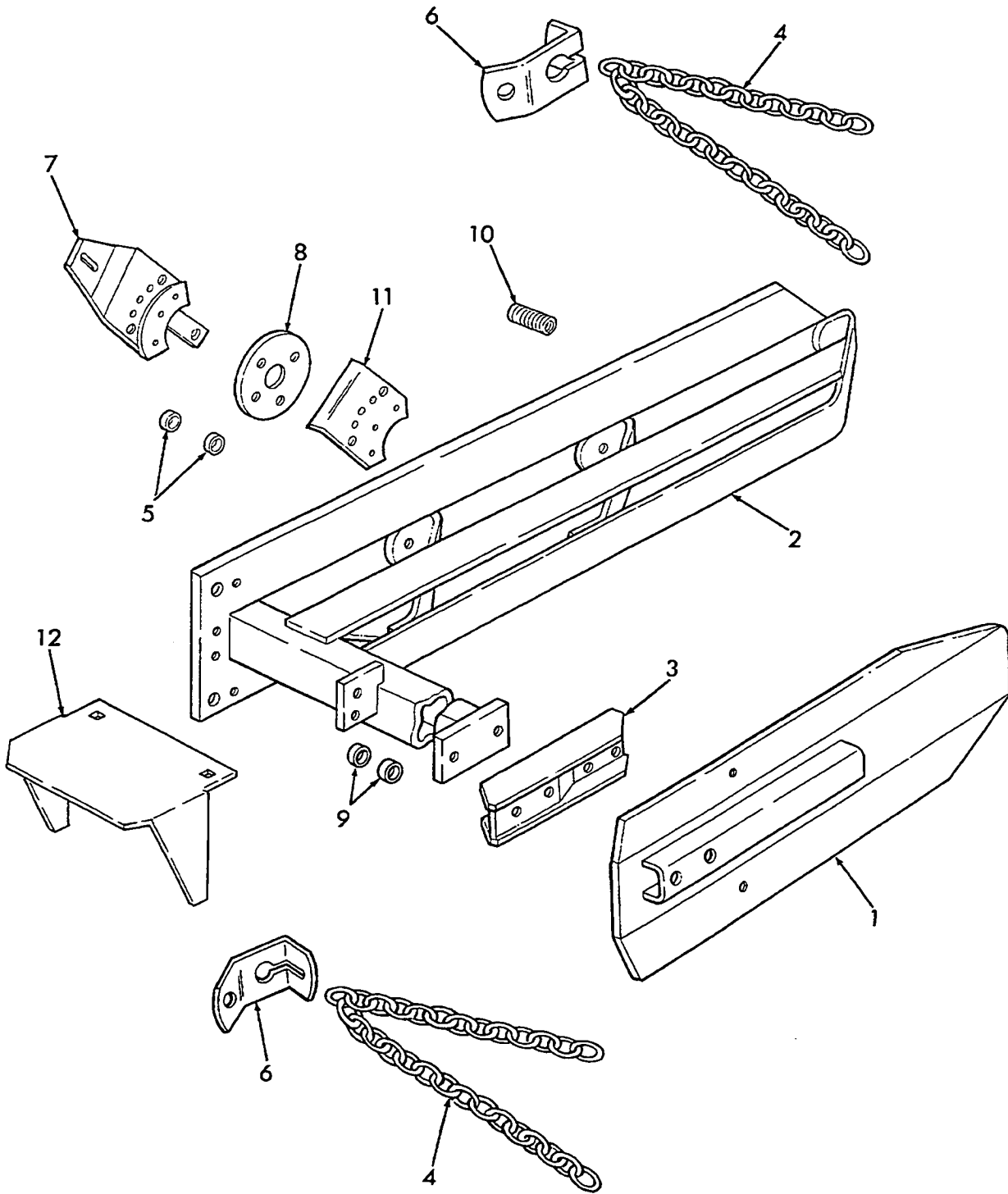
580

030

p1

09/99

QUARTER TURN BALE CHUTE



030

p1

09/99

QUARTER TURN BALE CHUTE

REF	FN	PART NUMBER	YR/SN	QTY	DESCRIPTION
1		639715		1	Deflector Weld Assy.
		87974		2	Screw, Cap, HH, G5, 1/2" x 2-3/4"
		88871		2	Nut, Lock, Hex, 1/2"
2		9842969		1	Chute Weld Assy.
		9706752		2	Bolt, Carr., G5, 3/8" x 1-1/2"
		80702		4	Washer, 3/8"
3		639718		1	Bracket Weld Assy.
4		196348		2	Chain, Chute, Bale
		87670		4	Screw, Cap, HH, G5, 1/2" x 1-1/4"
		87364		4	Washer, 1/2", SAE
		88871		4	Nut, Lock, GC, 1/2"
5		9820488		2	Spacer, 3/8" ID x 5/8" OD x 1/2" Thick
6		685301		2	Bracket, Chain, Adjustment
		86508749		2	Bolt, Rd. Hd., Short Sq. Neck, G5, 3/8" x 1-1/4"
7		238665		1	Support Weld Assy.
		88992		1	Bolt, Rd. Hd., Short Sq. Neck, G5, 5/16" x 1"
		87362		1	Washer, 5/16", SAE
		80681		1	Washer, Lock, 5/16"
		9635082		1	Nut, Hex, 5/16"
8		37946		1	Disc, Brake
		9706752		2	Bolt, Carr., G5, 3/8" x 1-1/2"
		80702		10/AR	Washer, 3/8"
9		262844		2	Spacer, 3/8" ID x 5/8" OD x 3/8" Thick
10		37945		2	Spring
11		791788		1	Brake Shoe Assy.
		280566		2	Screw, Cap, HH, G5, 1/4" x 2-3/4"
		87361		2	Washer, 1/4", SAE
		280129		2	Nut, Lock, GC, 1/4"- 20 UNC
12		9829225		1	Deflector
		88902		2	Nut, Lock, Hex, GC, 3/8"

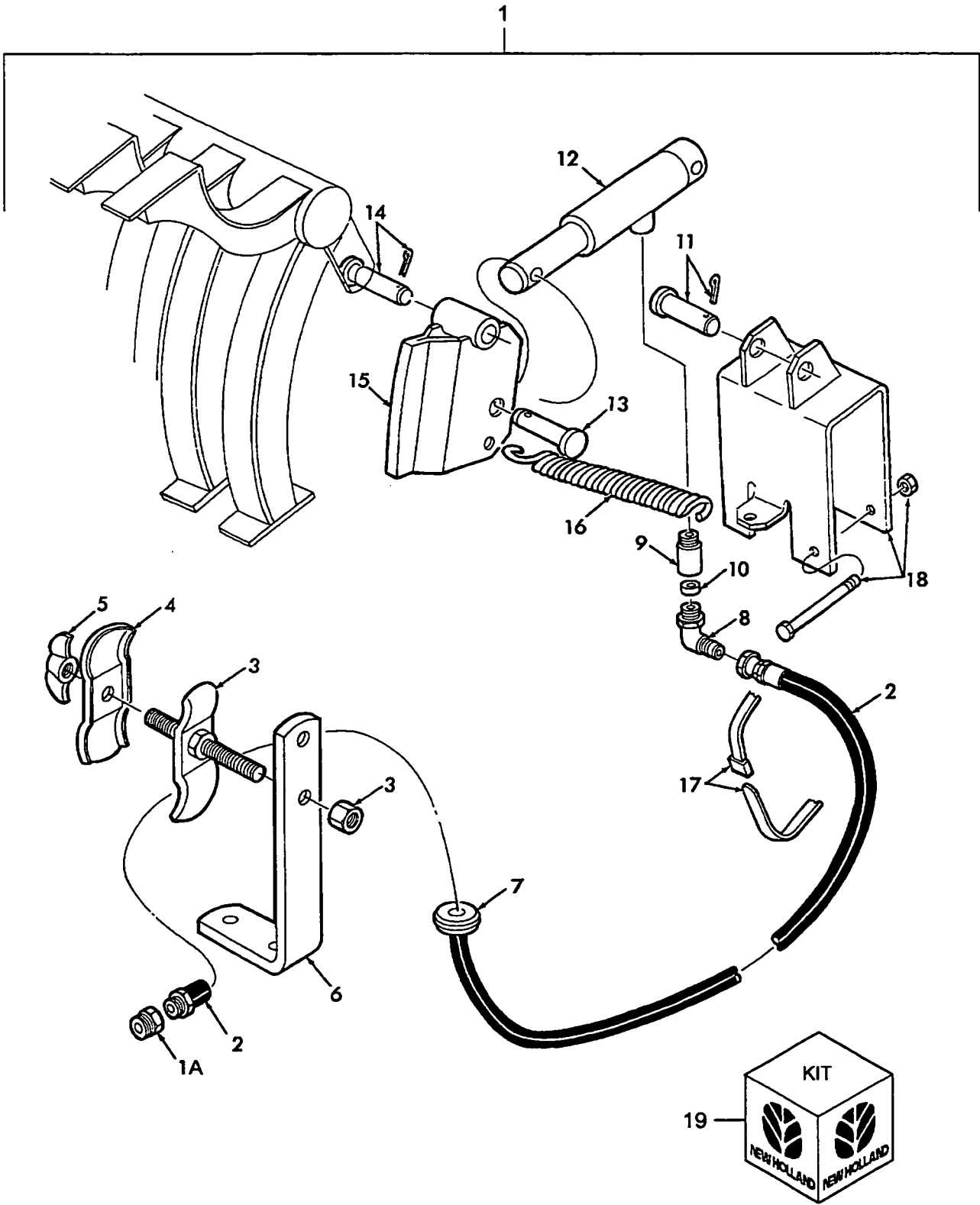
580

031

p1

10/99

715245001 HYDRAULIC PICKUP LIFT KIT (805445)



031

p1

10/99

715245001 HYDRAULIC PICKUP LIFT KIT (805445)

REF	FN	PART NUMBER	YR/SN	QTY	DESCRIPTION
1	1	{715245001}		1	Kit, Hydraulic Pickup Lift, Replaced By 805445
1A		87572			Bushing - Hex 1/2" - 3/8"
2		849307		1	Hose, Hydraulic
3		42369		1	Clamp Assy., Includes: Ref. 4 thru 5
		140045		1	Washer, Lock, M10
		9628503		1	Nut, Hex, 3/8" x 16
4		42365		1	Clamp
5		NSS		1	Nut, Wing
6		854045		1	Support
		120069		2	Screw, Cap, HH, M10 x 50mm
		140045		2	Washer, Lock, M10
7		173011		1	Grommet
8		76344		1	Elbow, 90°, Includes: 128826 O-Ring
9		86504974		1	Fitting, Includes: 9617873 O-Ring
10		261066		1	Orifice, .032"
11		322441		1	Pin, Clevis, 16mm x 65mm x 59mm
		86523956		1	Pin, Cotter, .15 x 1.0
12		849372		1	Hydraulic Cylinder Assy., Refer to Separate Breakdown
13		9503184		1	Pin, 16mm x 50mm x 44mm
		86523956		1	Pin, Cotter, .15 x 1.0
14		412118		1	Pin, 12mm x 65mm x 59.5mm
		80756		1	Pin, Cotter, 1/8" x 3/4"
		87414		1	Fitting, Lube, Self-Tapping, Straight, 1/4" x 28
15		849369		1	Bracket Weld Assy.
16		12		1	Spring
17		594116		2	Band, Plastic
18		849310		1	Support Weld Assy.
		120075		2	Screw, Cap, HH, M10 x 100mm
		100037		2	Nut, Lock, M10
19		{OW}		1	Kit, Hardware Pickup Lift (805862)

(1) Order From Wholegoods

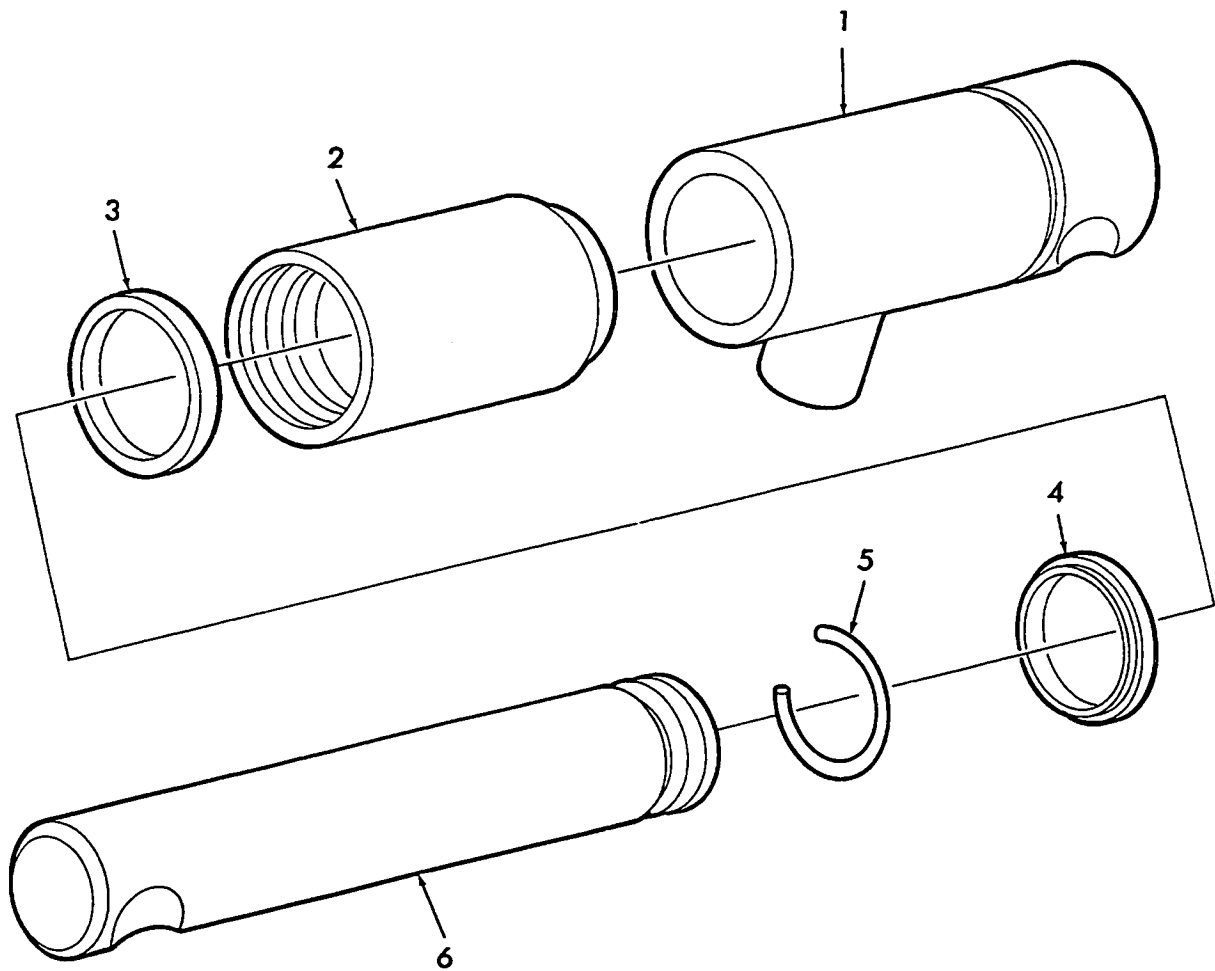
580

032

p1

09/99

CYLINDER 849372 COMPONENTS (HYDRAULIC PICKUP LIFT KIT)



032

p1

09/99

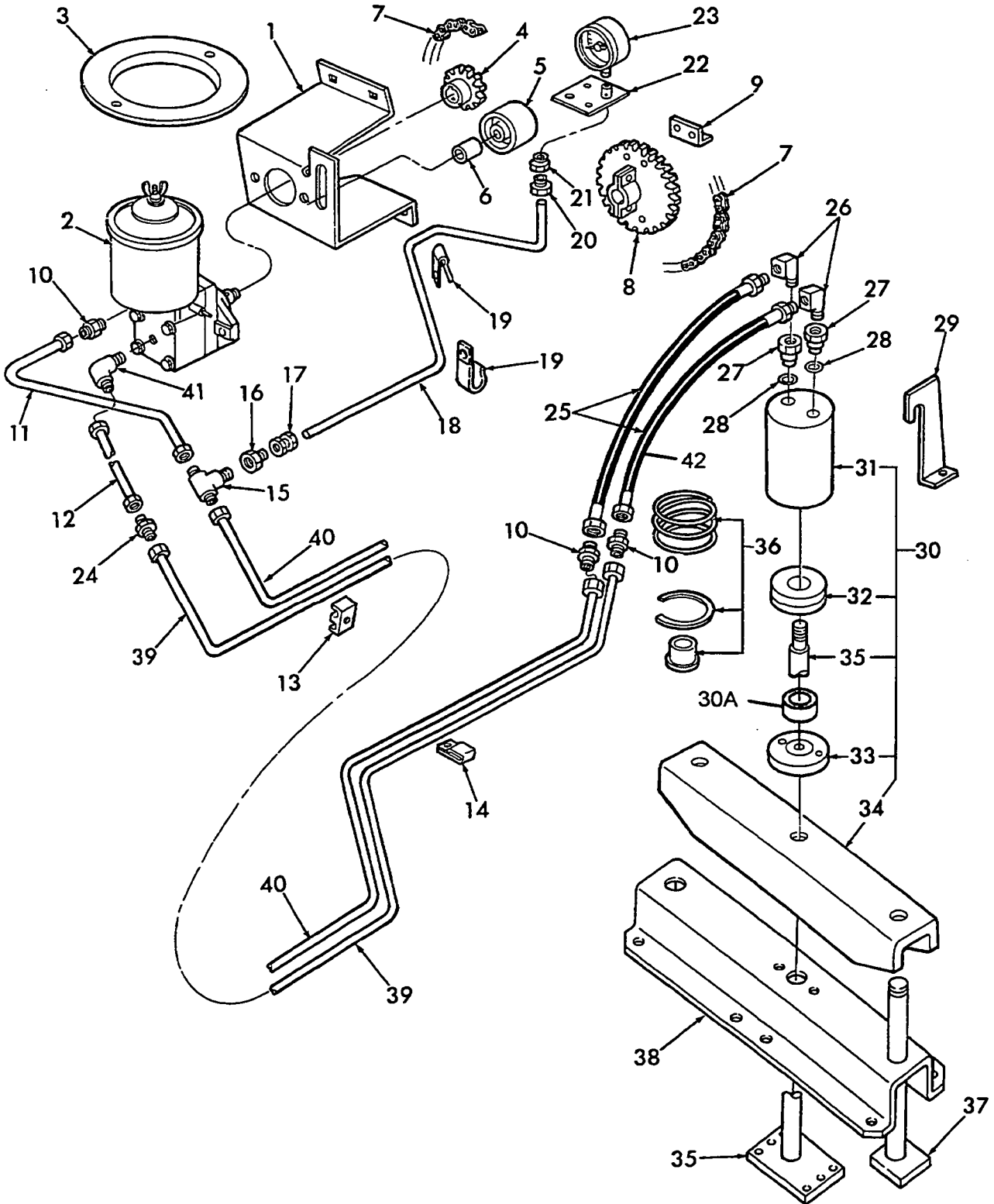
CYLINDER 849372 COMPONENTS (HYDRAULIC PICKUP LIFT KIT)

REF	FN	PART NUMBER	YR/SN	QTY	DESCRIPTION
		849372			Hydraulic Cylinder Assy.
1		NSS		1	Cylinder Weld Assy.
2		NSS		1	Head, Cylinder
3	1	NSS		1	Seal
4	1	NSS		1	Seal
5	1	NSS		1	Ring, Retaining
6		771598		1	Rod, Piston
		798979		AR	Kit, Repair, Cylinder, Hydraulic

(1) Components Of 798979 Hydraulic Cylinder Repair Kit

580

HYDRAFORMATIC BALE TENSION GROUP



033

p1

10/99

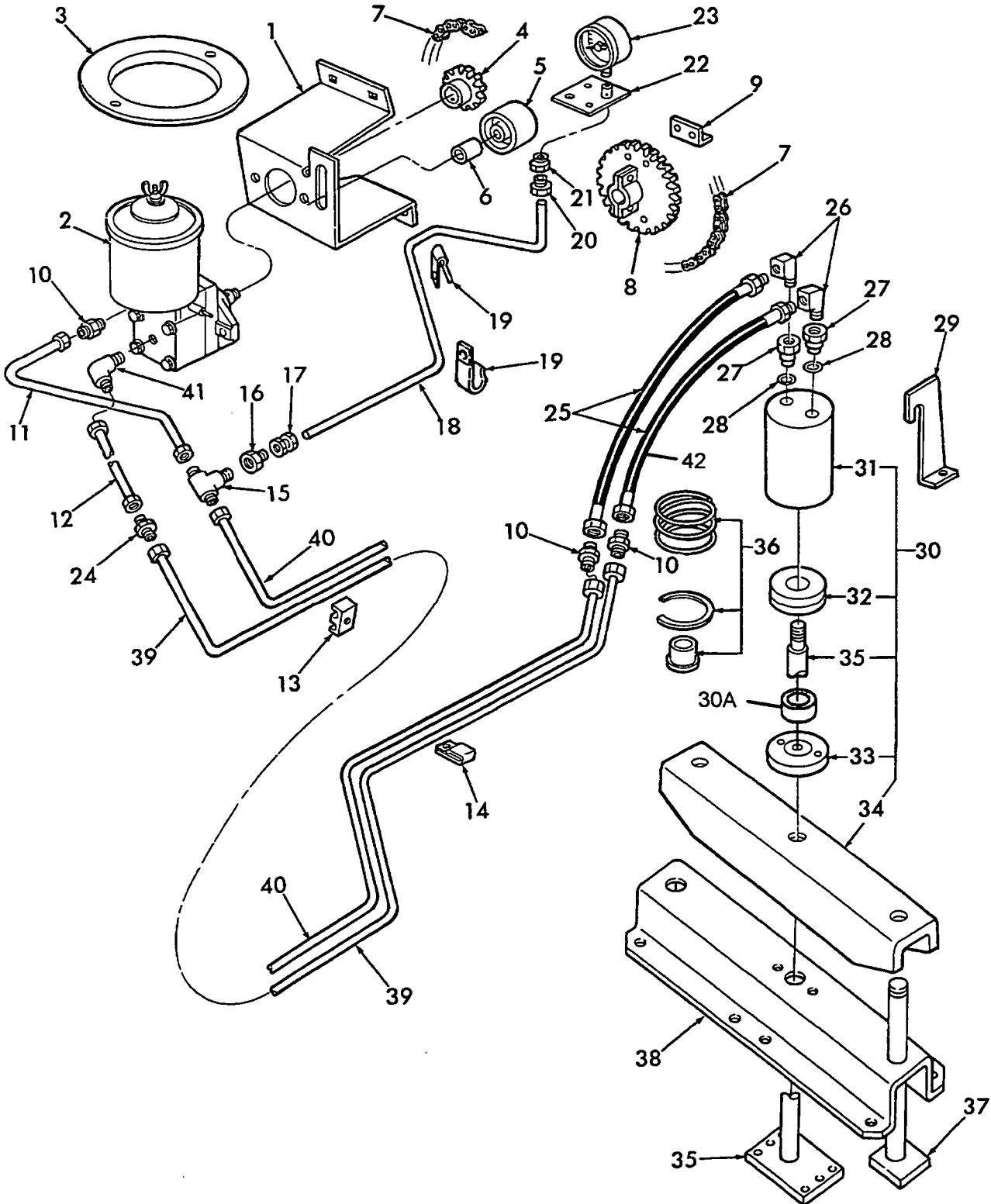
HYDRAFORMATIC BALE TENSION GROUP

REF	FN	PART NUMBER	YR/SN	QTY	DESCRIPTION
1		848629		1	Bracket
		86507486		4	Bolt, Carr., M8 x 20mm
		322358		4	Washer, Lock, M8
		9706690		4	Nut, Hex, M8
2		703197		1	Pump, Hydraulic, Refer to Contents for Separate Breakdown
		80680		2	Washer, Lock, 3/8"
3		639503		1	Cover
		120100		2	Screw, Cap, HH, M6 x 20mm
		322357		2	Washer, Lock, M6
4		44316		1	Sprocket, 11T
		88406		1	Key, Woodruff, 3/16" x 5/8"
		80430		2	Screw, Set, Hex Socket, Cup Pt., 1/4" x 1/4"
		300662		1	Bolt, Carr., M12 x 80mm
		87364		1	Washer, 1/2"
		88130		1	Nut, Lock, GC, 1/2"
5		678571		1	Idler
		88419		1	Bolt, Short Sq. Neck, G5, 1/2" x 3-1/2"
6		48462		1	Spacer
7		848631		1	Chain, Roller, RC41
		46234		73	Link, Regular
		44428		1	Link, Connector
8		848623		1	Sprocket Weld Assy, 34T, Includes: Ref. 9
		80430		1	Screw, Set, Hex Socket, 1/4" x 1/4"
		43128		2	Screw, Cap, HH, M8 x 30mm
		87657		2	Screw, Cap, HH, G5, .31 x 1.25"
		322358		2	Washer, Lock, M8
		9706690		2	Nut, Hex, M8
		9635082		2	Nut, G5, .31"
9		848628		2	Angle
		120104		4	Screw, Cap, HH, M8 x 20mm
		322358		4	Washer, Lock, M8
		9706690		4	Nut, Hex, M8
10		618179		3	Connector, Male

NS, For Field Repairs, Refer To Ford New Holland Standard Parts Catalog For Instructions And Part Numbers.

580

HYDRAFORMATIC BALE TENSION GROUP



033

p2

10/99

HYDRAFORMATIC BALE TENSION GROUP

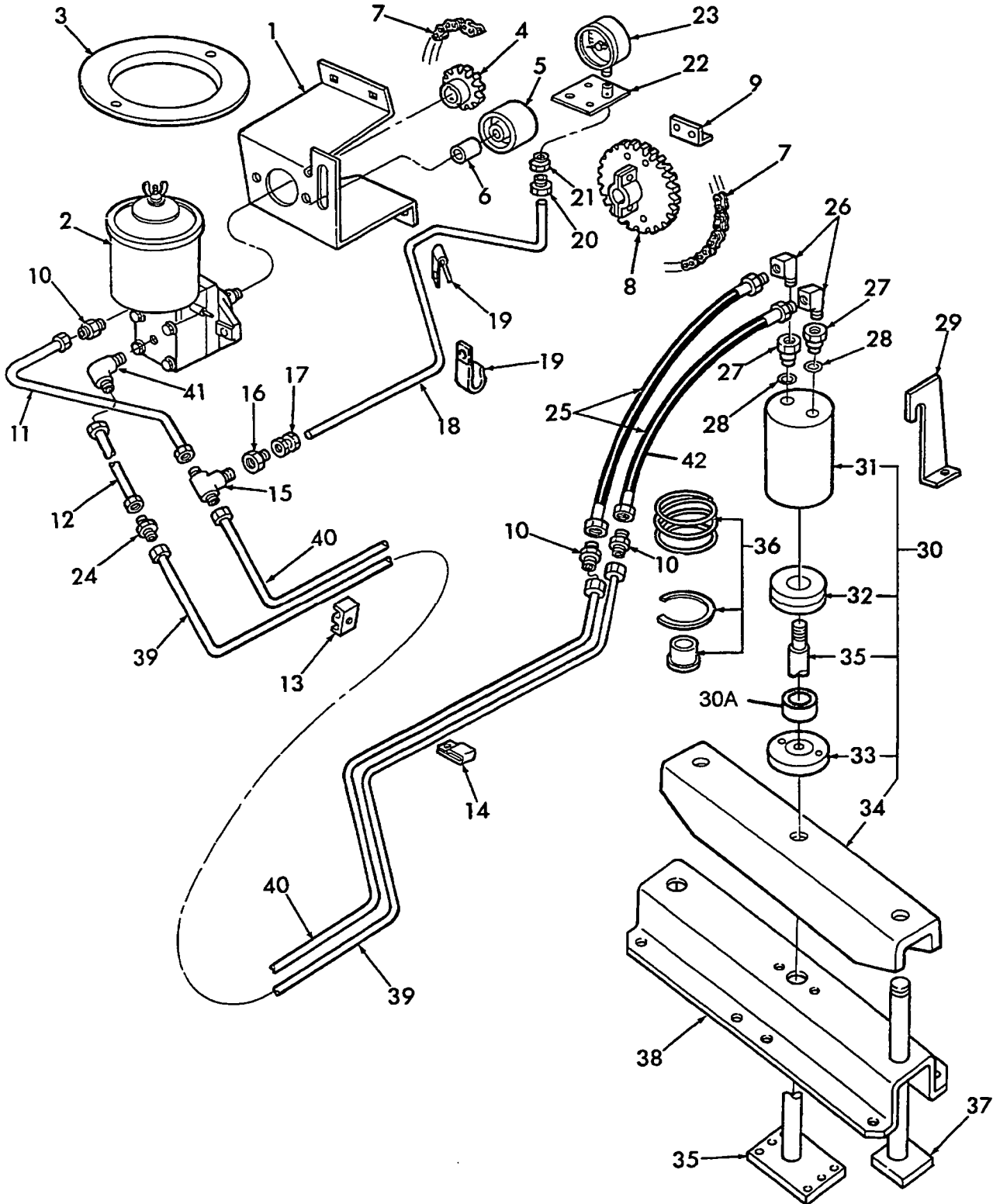
REF	FN	PART NUMBER	YR/SN	QTY	DESCRIPTION
11		NS		1	Tube Assy., 3/8" x 9.52mm OD x Approx. 23.45", 595.8mm Lg
		514929		2	Sleeve
		514926		2	Nut
12		NS		1	Tube Assy., 3/8" x 9.52mm OD x Approx. 18.08", 459.2mm Lg
		514929		2	Sleeve
		514926		2	Nut
13		604896		2	Clamp, Double
		120101		2	Screw, Cap, HH, M6 x 30mm
		322357		2	Washer, Lock, M6
		9706755		2	Nut, Hex, M6
14		605025		2	Clamp
		87256		2	Bolt, .31" x 1"
		322358		2	Washer, Lock, M8
		9635082		2	Nut, .31"
15		625015		1	Tee, Branch, Male, 3/8" OD Tube x 1/4" NPT
16		63346		1	Adapter
17		708164		1	Fitting, Compression, Female, 1/8" NPTF x 1/8" Tube OD
17		646429		1	Fitting, Female, 1/8" NPTF x 3/16" Tube OD
18	1	59585		1	Hydraulic Line Assy., 1/8" x 3.18mm OD x Approx. 37.4", 950mm Lg
18		86565914		1	Hydraulic Line Assy., 3/16" OD - Formed
19		237911		1	Clamp, Bolt, .19 x .25
		134579		1	J-Clamp
		120100		1	Screw, Cap, HH, M6 x 20mm
		322357		1	Washer, Lock, M6
		9706755		1	Nut, Hex, M6
20		59735		1	Fitting, Connector, Male, 1/8" NPTF x 1/8" Tube OD
20		11787		1	Fitting, Connector Male - 1/8" NPTF x 3/16" Tube OD
21		87938		1	Bushing, Pipe, 1/4" x 1/8"
22		9829285		1	Plate Weld Assy.
		86508568		2	Screw, Cap, HH, M6 x 16mm

(1) Tubing, 144" (3657.6mm) Long, Cut to Fit

NS, For Field Repairs, Refer To Ford New Holland Standard Parts Catalog For Instructions And Part Numbers.

580

HYDRAFORMATIC BALE TENSION GROUP



033

p3

10/99

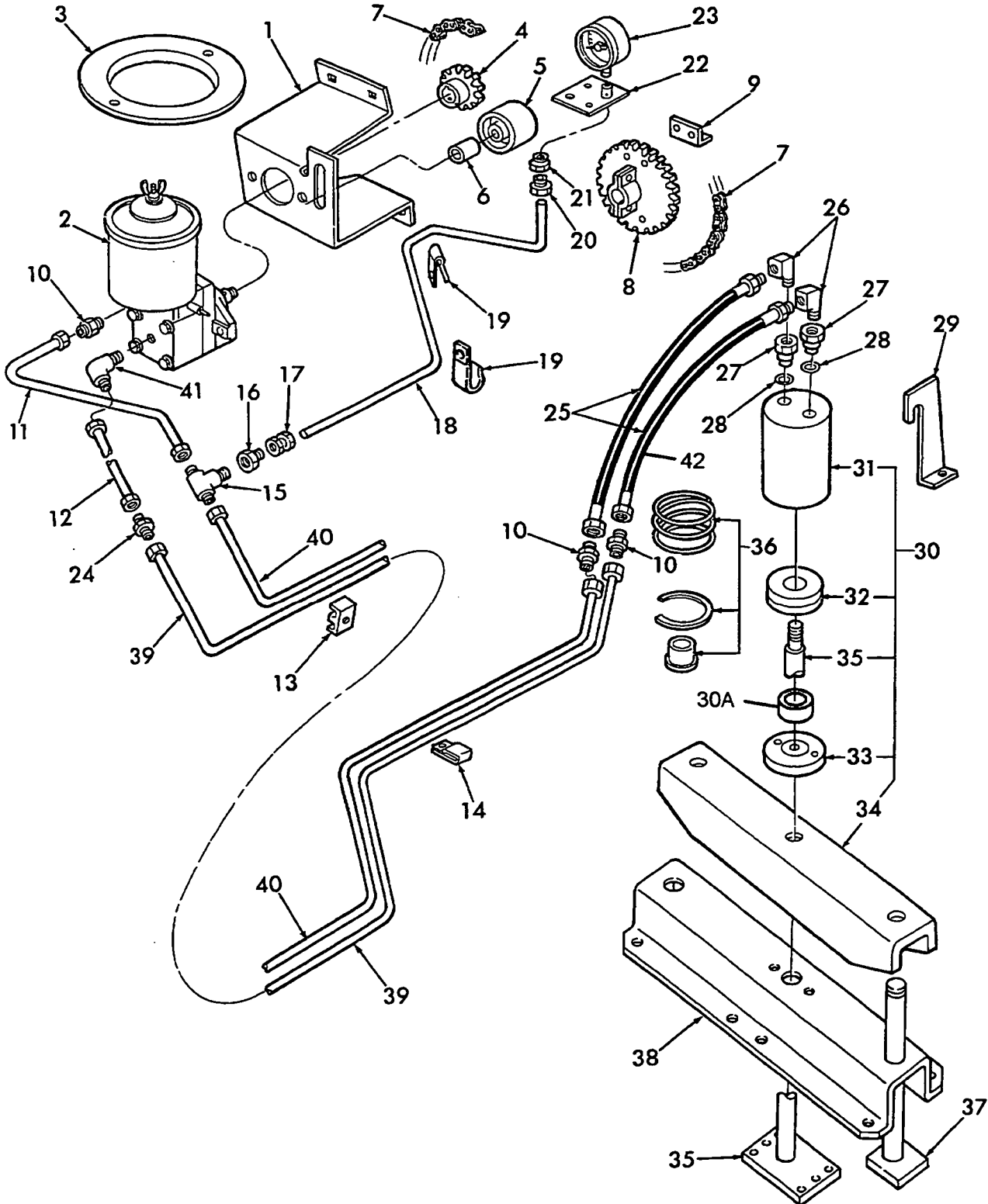
HYDRAFORMATIC BALE TENSION GROUP

REF	FN	PART NUMBER	YR/SN	QTY	DESCRIPTION
		322357		2	Washer, Lock, M6
		9706755		2	Nut, Hex, M6
23		9807929		1	Gauge, Pressure Liquid Filled
24		322897		1	Union
25		237732		2	Hydraulic Hose Assy., 1/4" ID x 24" Lg. 6.4mm x 610mm
26		58771		2	Fitting, Elbow, Street
27		126786		2	Adapter Assy., Includes: Ref. 28
28		9617873		2	O-Ring
29		174107		1	Hook
		43140		1	Screw, Cap, HH, CL8.8 M10 x 40mm
		140045		1	Washer, Lock, M10
		9628503		1	Nut, Hex, M10
30		9845480		1	Cylinder Assy., Includes: Ref. 31 thru 36..Replaces 591600
		280348		2	Bolt, Carr., G5, 3/8" x 3-1/2"
30A		711232		1	Finger, Space
31		591599		1	Tension Cylinder Weld Assy.
32		591606		1	Piston
33		591609		1	Cylinder Head Assy.
34		591601		1	Tension Bar Weld Assy.
		88062		2	Screw, Cap, HH, G5, 5/8" x 1-1/2"
		84057		2	Washer, Lock, 5/8"
35		591604		1	Piston Rod Weld Assy.
		88559		1	Nut, Lock, Hex, 3/4" UNF, Thin
36		86517087		1	Kit, Repair, Seal, Includes: Back-up Washer, O-Ring 512013, Replaces 592472
37		614332		2	Rod Weld Assy.
		280375		2	Nut, Lock, Hex, GC, 3/4", UNF
38		47263		1	Bar, Tension, Lower
		280348		2	Bolt, Carr., G5, 3/8" x 3-1/2"
		280275		2	Screw, Cap, HH, G5, 5/16" x 3-1/4"
		280736		2	Nut, Lock, GC, 5/16"-18
39		NS		1	Tube Assy., 3/8" x 9.52mm OD x Approx. 87.39", 2219.8mm Lg

NS, For Field Repairs, Refer To Ford New Holland Standard Parts Catalog For Instructions And Part Numbers.

580

HYDRAFORMATIC BALE TENSION GROUP



033

p4

10/99

HYDRAFORMATIC BALE TENSION GROUP

REF	FN	PART NUMBER	YR/SN	QTY	DESCRIPTION
		514929		2	Sleeve
		514926		2	Nut
40		NS		1	Tube Assy., 3/8" x 9.52mm OD x Approx. 84.77", 2153.1mm Lg
		514929		2	Sleeve
		514926		2	Nut
41		710225		1	Elbow, Male, 90°
42		86550672		1	Hose, Replaces Left Hose To Correct A Leaking Fitting Problem, Not Illustrated
		88434		2	Screw, Cap, HH, G5, 3/8" x 3/4"
		88902		2	Nut, Lock, Hex, GC, 3/8"
		280431		1	Nut - Hex 1/2"
		80679		1	Washer, Lock, 1/2"

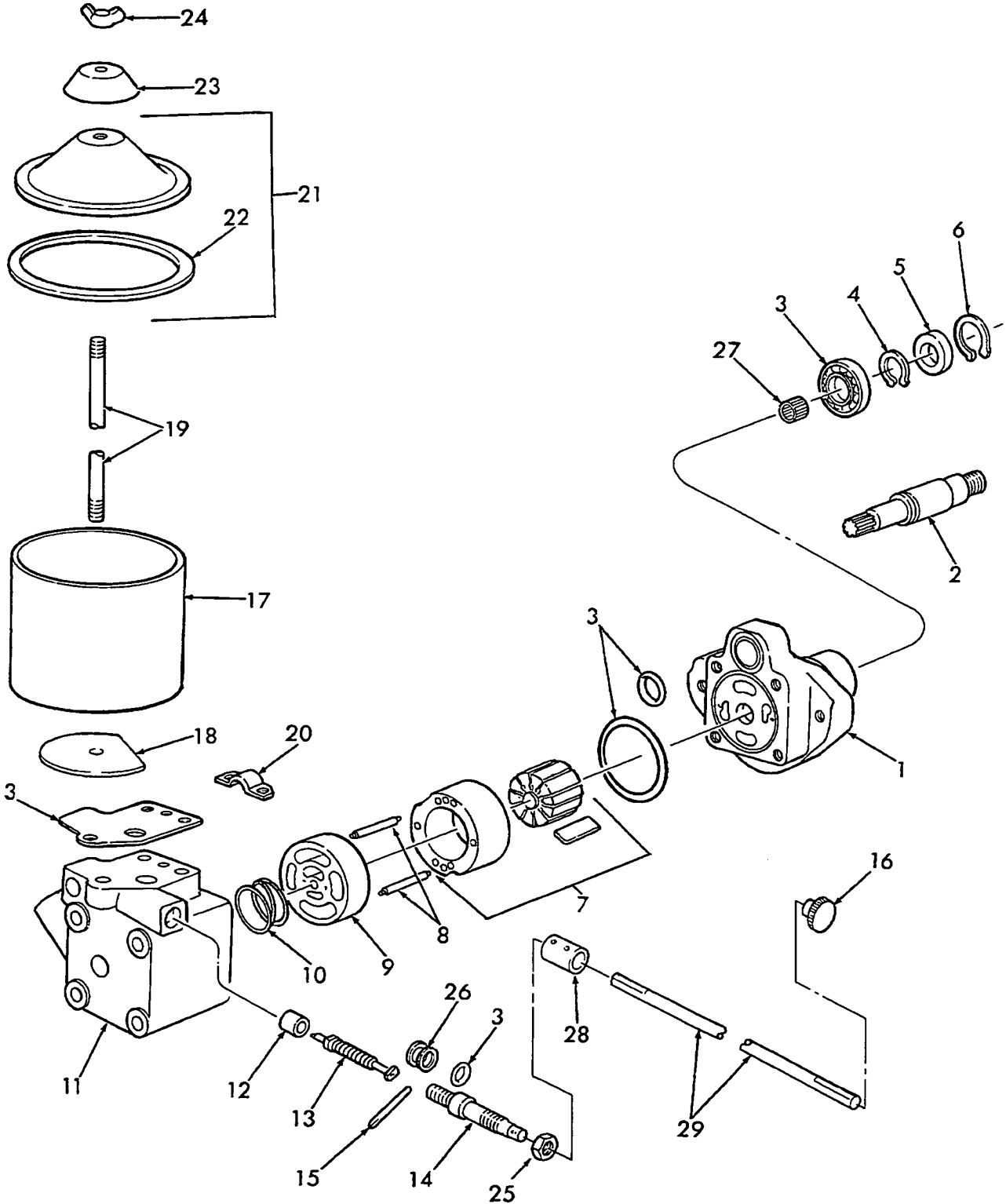
NS, For Field Repairs, Refer To Ford New Holland Standard Parts Catalog For
Instructions And Part Numbers.**580**

034

p1

09/99

HYDRAULIC PUMP 703197



034

p1

09/99

HYDRAULIC PUMP 703197

REF	FN	PART NUMBER	YR/SN	QTY	DESCRIPTION
		703197			Hydraulic Pump
1		273366		1	Body Sub Assy.
2		128621		1	Shaft
		88406		1	Key, Woodruff, #61, 3/16" x 5/8"
3		128619		1	Kit, Seal & Gasket Includes: Shaft Seal, (3) O-Ring, Reservoir Gasket
		NSS		1	Seal, Shaft
		NSS		3	O-Ring, Separately Sized
		NSS		1	Gasket, Reservoir
4		41329		1	Ring, Retaining
5		12094		1	Bearing, Ball
6		9635563		1	Ring, Retaining
7		273367		1	Kit, Cartridge, Includes: Rotor, Vanes & Rings
8		127469		2	Pin
9		128623		1	Plate, Pressure
10		128624		1	Spring
11		273353		1	Cover Sub Assembly
		280161		4	Screw, Cap, HH, G5, 3/8" x 3"
12		273365		1	Seal
13		709186		1	Poppet
14		9600755		1	Screw
15		273363		1	Pin
16		127476		1	Knob
17		128625		1	Tank
18		126127		1	Plate, Reservoir
19		136077		1	Stud
		7770		1	Nut, G5, 1/4"-20 UNC
20		127462		1	Baffle
		88542		2	Screw, Cap, HH, G5, 1/4" x 1/2"
		80682		2	Washer, Lock, 1/4"
21		136076		1	Cover & Gasket Assy.
22		136082		1	Gasket
23		134256		1	Shield, Rain
24		14274		1	Nut, Wing, 1/4"-20
		80682		1	Washer, Lock, 1/4"

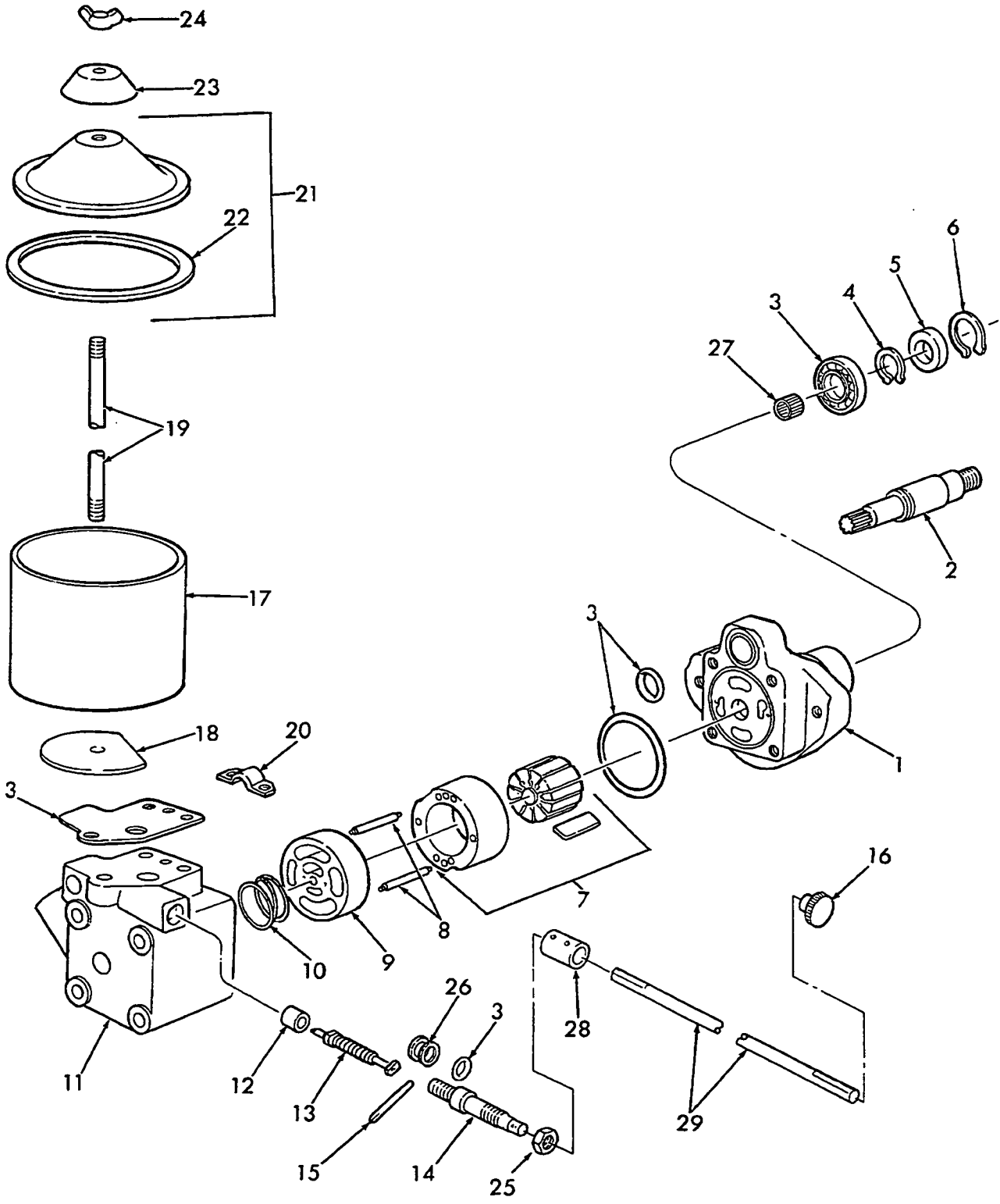
580

034

p2

09/99

HYDRAULIC PUMP 703197



034

p2

09/99

HYDRAULIC PUMP 703197

REF	FN	PART NUMBER	YR/SN	QTY	DESCRIPTION
25		80855		1	Nut, Lock, For 9600755
26		273364		1	Washer, Stop
27		127468		1	Bearing, Needle
28		639498		1	Coupler
		84242		2	Screw, Set, Hex Socket, Cup Pt., #10 x 1/4"
29		848633		1	Shaft
		277203		AR	Kit, Repair, Includes: Ref. 12 thru 15 & 25 & 26

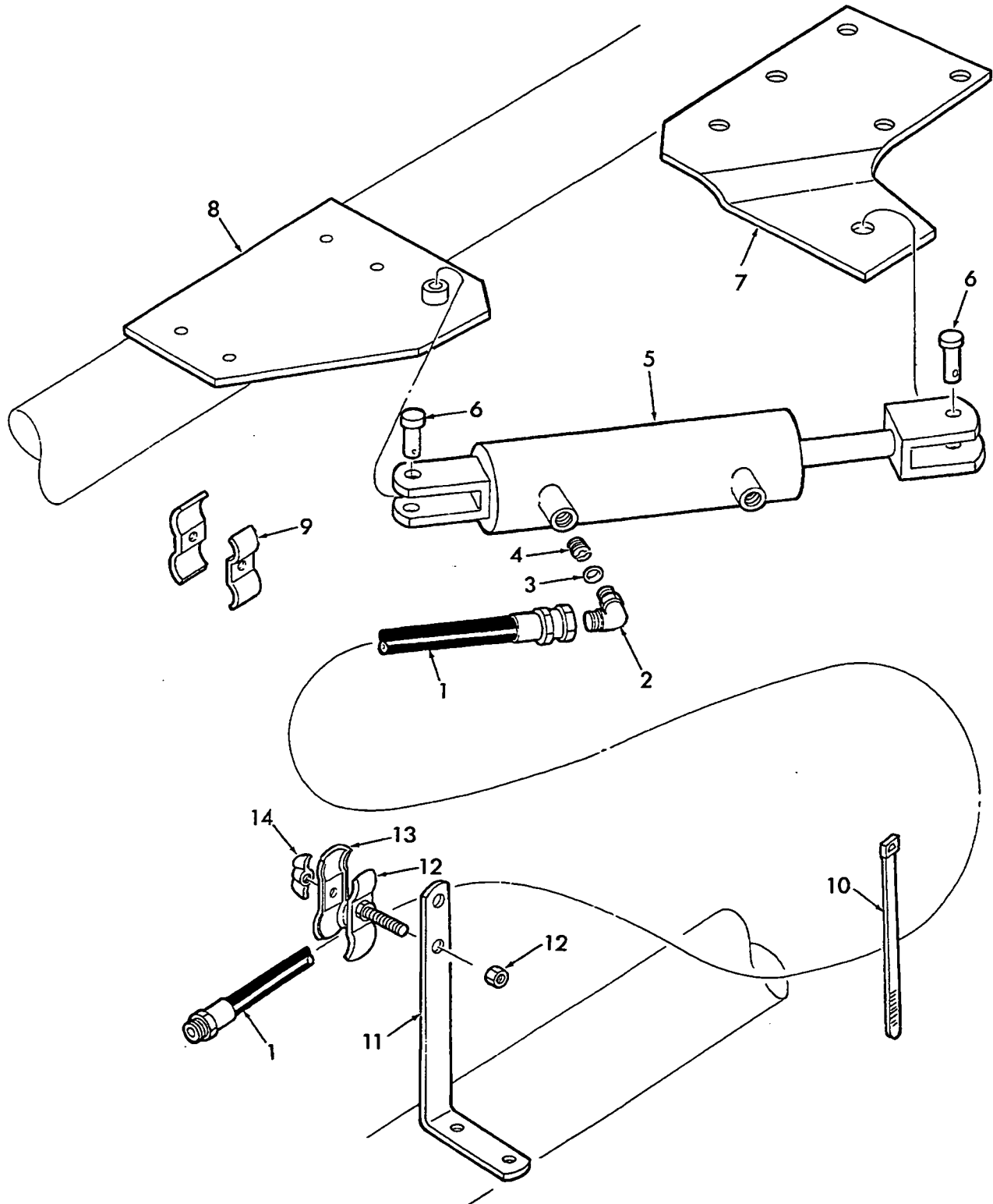
580

035

p1

09/99

HYDRAULIC TONGUE SWING KIT



035

p1

09/99

HYDRAULIC TONGUE SWING KIT

REF	FN	PART NUMBER	YR/SN	QTY	DESCRIPTION
1		795480		2	Hose
2		76347		2	Elbow Assy., 90°, Includes: Ref. 3
3		128825		2	O-Ring
4		849287		1	Plate, Orifice
5		849286		1	Hydraulic Cylinder Assy., Refer to Separate Breakdown
6		514112		2	Pin, Clevis
		86511448		2	Pin, Cotter, Hair
7		849418		1	Bracket
		385923		5	Screw, Cap, HH, M16 x 55mm
		394631		10	Washer, Heat-Treated, M16
		100020		5	Nut, Hex, M16
8		9604372		1	Bracket Weld Assy.
		43168		4	Screw, Cap, HH, M16 x 40mm
		394631		4	Washer, Heat-Treated, M16
9		42365		4	Clamp
		43140		2	Screw, Cap, HH, M10 x 30mm
		140045		2	Washer, Lock, M10
10		529070		1	Band, Plastic
		594116		1	Band, Plastic
11		854045		1	Support, Replace Existing Hardware
		120069		2	Screw, Cap, HH, M10 x 50, Required For Use w/Heavy Duty PTO, w/Spacers Installed Under Shield
12		42369		1	Clamp Assy., Includes: Ref. 13 & 14
		140045		1	Washer, Lock, M10
		9628503		1	Nut, Hex, 3/8"-16
13		42365		1	Clamp
14		NSS		1	Nut, Wing

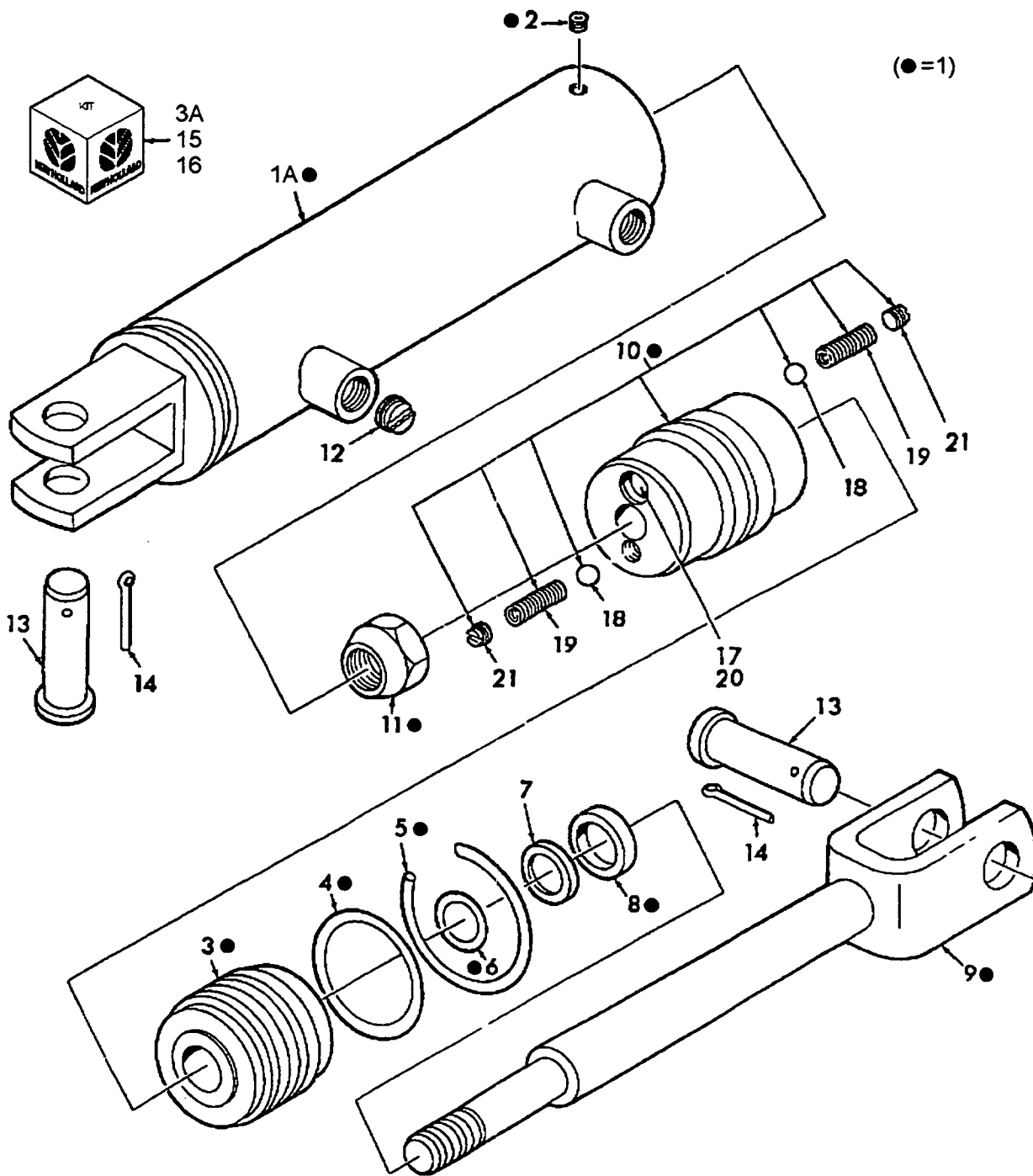
580

036

p1

10/99

HYDRAULIC CYLINDER TONGUE SWING KIT



036

p1

10/99

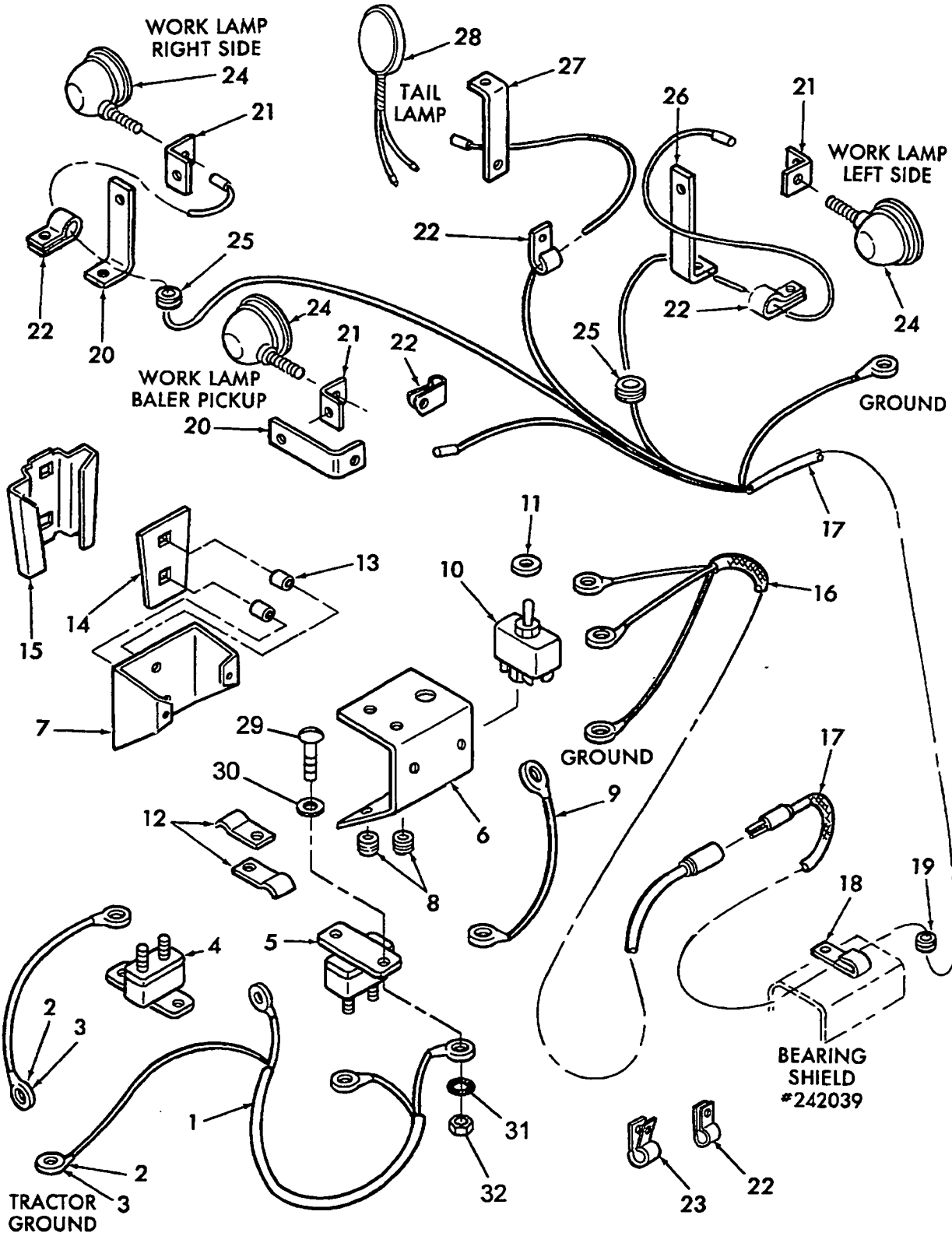
HYDRAULIC CYLINDER TONGUE SWING KIT

REF	FN	PART NUMBER	YR/SN	QTY	DESCRIPTION
1		849286			Hydraulic Cylinder Assy., Includes Figs. 1 Thru 11
1A		849285		1	Cylinder
2		529034		1	Screw, Set, 1/4"
3		592890		1	Head, Cylinder
3A	1	593691		1	Seal, Cylinder, Head (Use w/592890)
4		510204		2	O-Ring
4		510204		2	O-Ring
5		512015		1	Ring, Retaining
6		134372		1	O-Ring
7		134371		1	Washer, Back-up
8		128406		1	Seal
9		849295		1	Rod, Piston
10		849284		1	Piston Assy.
11		280724		1	Nut, Lock, 3/4" UNF
12		849287		1	Plate, Orifice
13		514112		2	Pin, Clevis
14		86511448		2	Pin, Hair, Cotter
15		593691		AR	Kit, Repair, Cylinder, Includes Figs. 4 Thru 8
16		86527438		AR	Kit, Valve, Relief, Includes Ref. 17 Thru 21
17		49856		2	O- Ring
18		72387		2	Ball, Steel
19		NSS		2	Spring
20		NSS		2	Fitting
21		NSS		2	Round

(1) Includes: Wire Retaining Ring, O-Rings, Washer and Seal.

580

LIGHT KIT



037

p1

09/99

LIGHT KIT

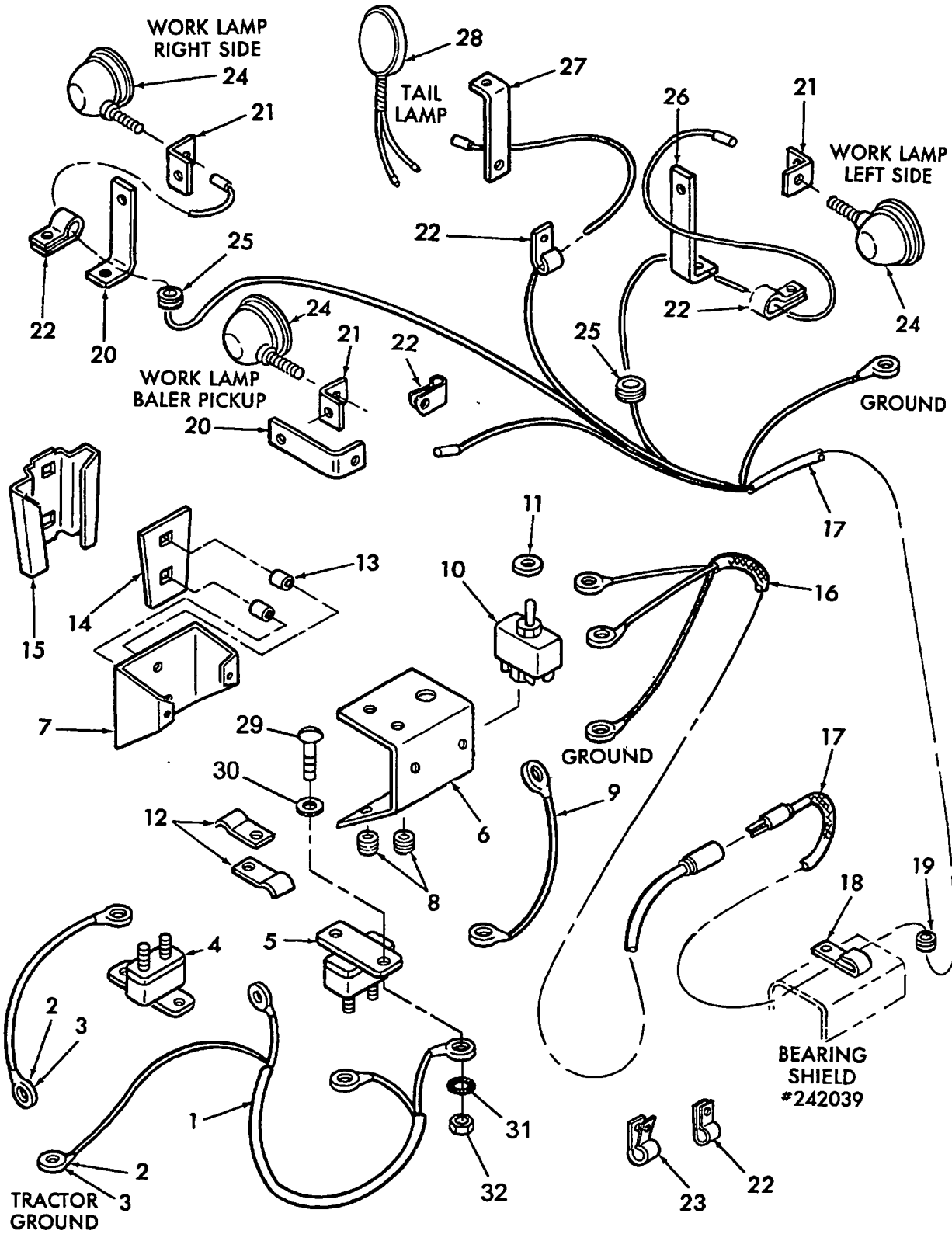
REF	FN	PART NUMBER	YR/SN	QTY	DESCRIPTION
1	1	603721		1	Harness, Wire, 134", 3403mm
2		46431		AR	Terminal, Ring, #10 Stud, 4.8mm
3		76770		AR	Terminal, Ring, 1/4" Stud, 6.4mm
		76771		AR	Terminal, Ring, 3/8" Stud, 9.5mm
4		768115		1	Breaker, Circuit, 15 AMP
		84821		2	Screw, Mach., Truss Hd., #10 x 1/2"
		80684		2	Washer, Lock, #10
		87304		2	Nut, #10
5		768110		1	Breaker, Circuit, 10 AMP, Auto Reset
		81743		1	Screw, Mach., Truss Hd., #8 x 1/2"
		280633		1	Screw, Mach., Truss Hd., #6 x 1/2"
		86511189		1	Washer, #6
		87812		1	Washer, Lock, #8
		280471		1	Washer, Lock, #6 External Tooth
		87653		1	Nut, #8
		280859		1	Nut, Kep, #6
6		643284		1	Control, Panel, (There is no decal used to indicate light selection.)
		87667		2	Screw, Self-Tapping, HH, 1/4" x 1/2"
		80682		2	Washer, Lock, 1/4"
7		643285		1	Cover
8		46288		2	Grommet
9		NS		1	Wire, 16 Gauge 5", 127mm, Switch For Circuit Breaker
10		627237		1	Switch, Toggle, 4 Terminal
11		619099		1	Ring, Lock
12		44429		2	Clamp
		87101		1	Screw, Mach., Truss Hd., 3/8" x 3/4"
		80680		1	Washer, Lock, 3/8"
		9628503		1	Nut, Hex, 3/8"
13		39901		2	Spacer
14		9801636		1	Bracket
15		847590		1	Bracket
		280428		2	Bolt, Carr., 5/16" x 1"

(1) Tractor To Control Box

INCH HARDWARE FOR SOME CLAMPS: #87256 MACHINE SCREW, TH, 5/16" X 1" AND #84943 NUT, 5/16"

580

LIGHT KIT



037

p2

09/99

LIGHT KIT

REF	FN	PART NUMBER	YR/SN	QTY	DESCRIPTION
		80681		2	Washer, Lock, 5/16"
		9635082		2	Nut, Hex, 5/16"
16	1	858847		1	Harness, Wire, 104" x 2641mm
17		858848		1	Harness, Wire, 216" x 5486mm
18		134579		1	J-Clamp
19		682052		1	Grommet
20		704458		2	Angle
		43128		1	Screw, Cap, HH, M8 x 30mm
		43140		1	Screw, Cap, HH, M10 x 30mm
		140045		1	Washer, Lock, M10
		9628503		1	Nut, Hex, M10
21		133955		3	Bracket
		43140		3	Screw, Cap, HH, M10 x 30mm
		140045		3	Washer, Lock, M10
		9628503		3	Nut, Hex, M10
22		675162		AR	Clamp
23		86010402		AR	Clamp
24				3	Headlamp Assy.
		277073		AR	Lamp, Sealed Beam, Trade, #4411
25		136256		2	Grommet
26		238796		1	Support, Lamp
		43128		1	Screw, Cap, HH, M8 x 30mm
27		133942		1	Bracket
		43140		1	Screw, Cap, HH, M10 x 30mm
		140045		1	Washer, Lock, M10
		9628503		1	Nut, Hex, M10
28		86514198		1	Tail Light Assy., Includes: P/N 900301
		900301		2	Terminal, E18
29		280633		2	Screw, Machine, Truss Head, #6 x 1/2"
30		86511189		1	Washer, #6
31		280471		1	Washer, Lock, Ext. Tooth, #6
32		88458		1	Nut, #6

(1) Control Box To Lamps

INCH HARDWARE FOR SOME CLAMPS: #87256 MACHINE SCREW, TH, 5/16" X
1" AND #84943 NUT, 5/16"

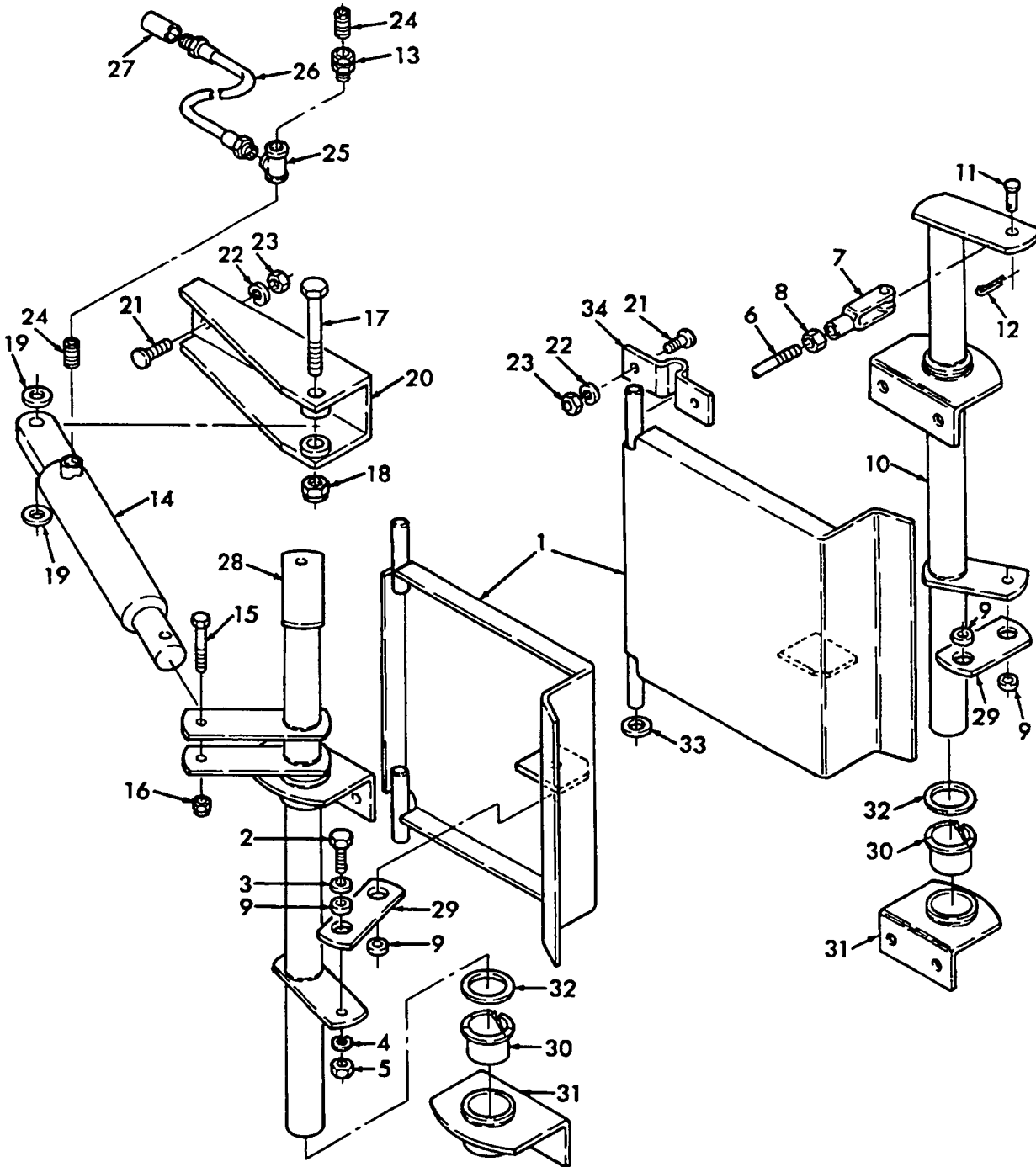
580

038

p1

10/99

HYDRAULIC DOORS KIT



038

p1

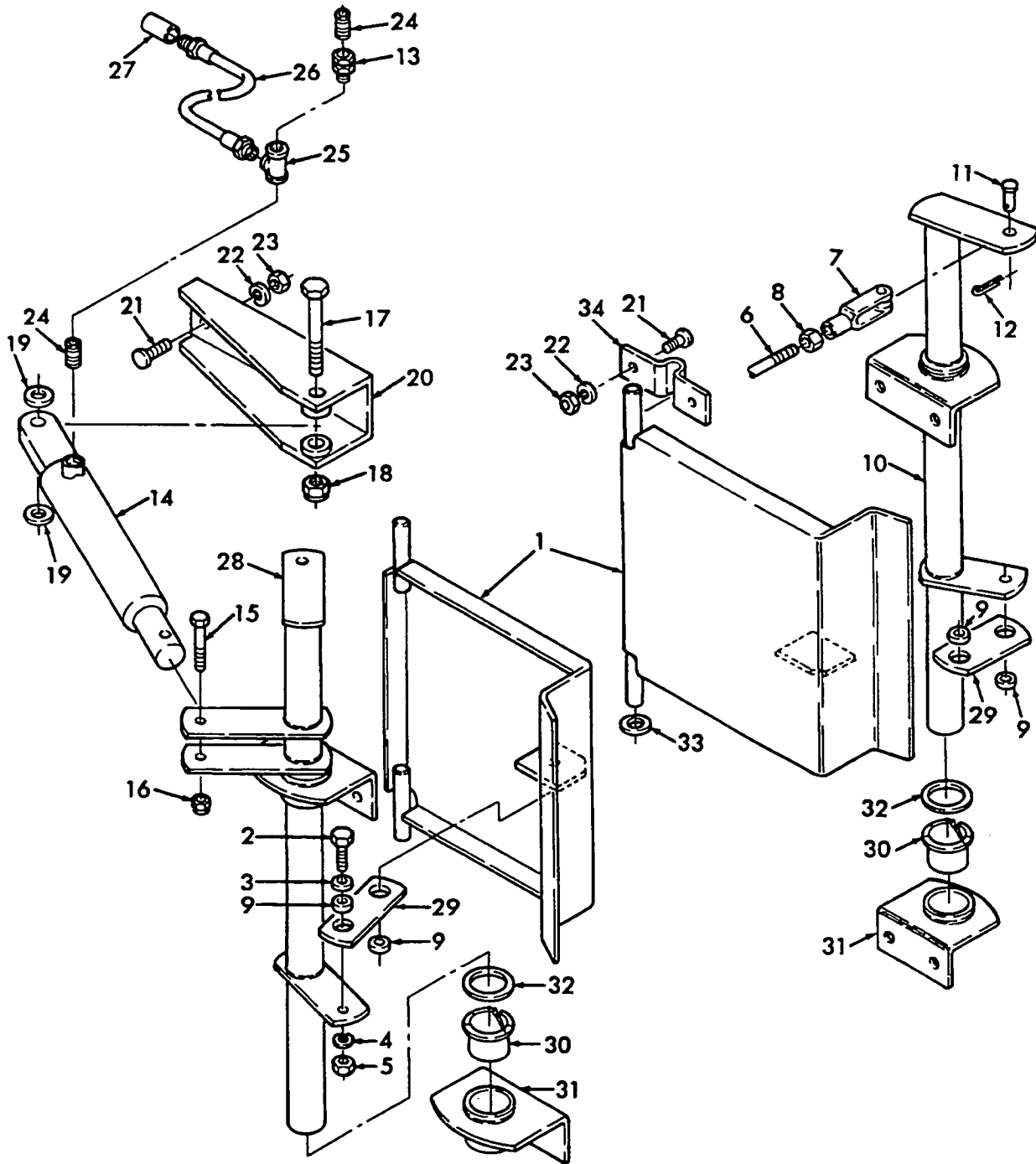
10/99

HYDRAULIC DOORS KIT

REF	FN	PART NUMBER	YR/SN	QTY	DESCRIPTION
1		9808751		2	Hay Door Weld Assy.
2		43128		4	Screw, Cap, HH, M8 x 30
		87657		4	Screw, Cap, HH, 5/16" x 1-1/4"
3		87362		4	Washer, SAE, 5/16"
4		322358		4	Washer, Lock, M8
5		9706690		4	Nut, Hex, M8
		9635082		4	Nut, Hex, G5, 5/16"
6		268210		1	Rod, Tension
7		42130		2	End, Yoke, Adjustable
8		87308		2	Nut, Jam, 3/8" UNF
9		235002		4	Sleeve
10		574620		1	Shaft Weld Assy.
11		510390		2	Pin, Clevis
12		280250		2	Pin, Cotter, 3/32" x 3/4"
13		511408		1	Adapter, 1/4"
14		136448		1	Cylinder, Hydraulic, Refer to Component Breakdown
15		120070		1	Screw, Cap, HH, M10 x 60
		88546		1	Screw, Cap, HH, 3/8" x 2-1/4"
16		100037		1	Nut, Lock, M10
		88902		1	Nut, Lock, GC, 3/8"
17		9706693		1	Screw, Cap, HH, M12 x 60
		87972		1	Screw, Cap, HH, 1/2" x 2-1/2"
18		100038		1	Nut, Lock, M12
		88871		1	Nut, Lock, GC, 1/2"
19		64263		4/AR	Washer
20		268197		1	Bracket Weld Assy.
21		86512446		18	Bolt, Carr., M10 x 30
		88682		18	Bolt, Carr., G5, 3/8" x 1"
22		140045		18	Washer, Lock, M10
23		100016		18	Nut, M10
		9628503		18	Nut, G5, 3/8"
24		87694		2	Nipple, 1/4" x 7/8"
25		86544164		1	Tee, 1/4" ..Replaces 798872 & 88973
26		511404		1	Hose
27		88941		1	Coupling, 1/4"

580

HYDRAULIC DOORS KIT



038

p2

10/99

HYDRAULIC DOORS KIT

REF	FN	PART NUMBER	YR/SN	QTY	DESCRIPTION
28		268219		1	Shaft Weld Assy.
29		574405		2	Link
30		48545		4	Bushing
31		574495		2	Shaft Support Weld Assy.
32		128303		2	Washer
33		244379		2/AR	Washer
34		603652		4	Bracket, Hinge

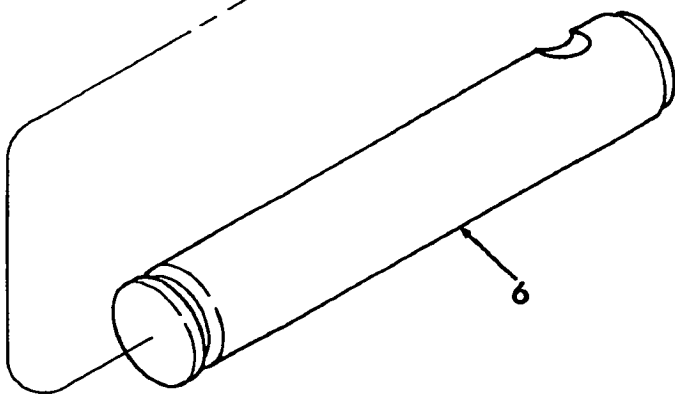
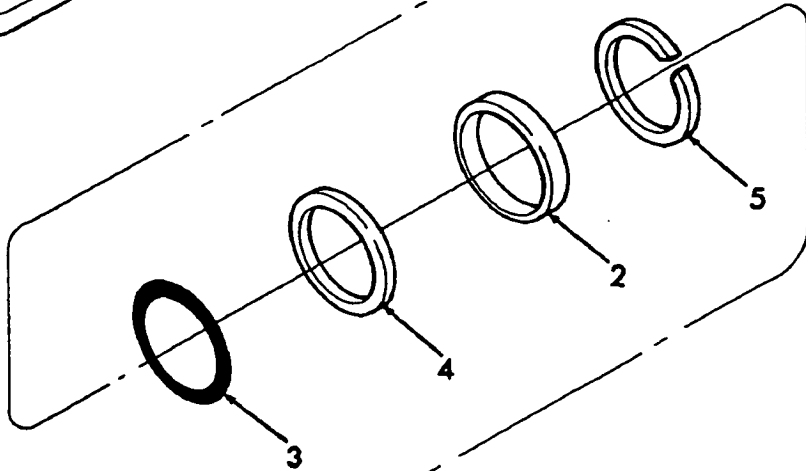
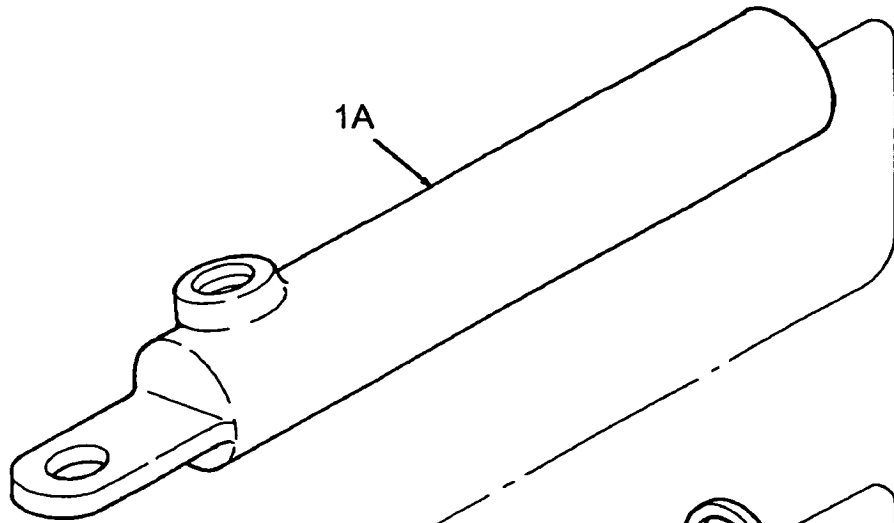
580

039

p1

09/99

HYDRAULIC CYLINDER



039

p1

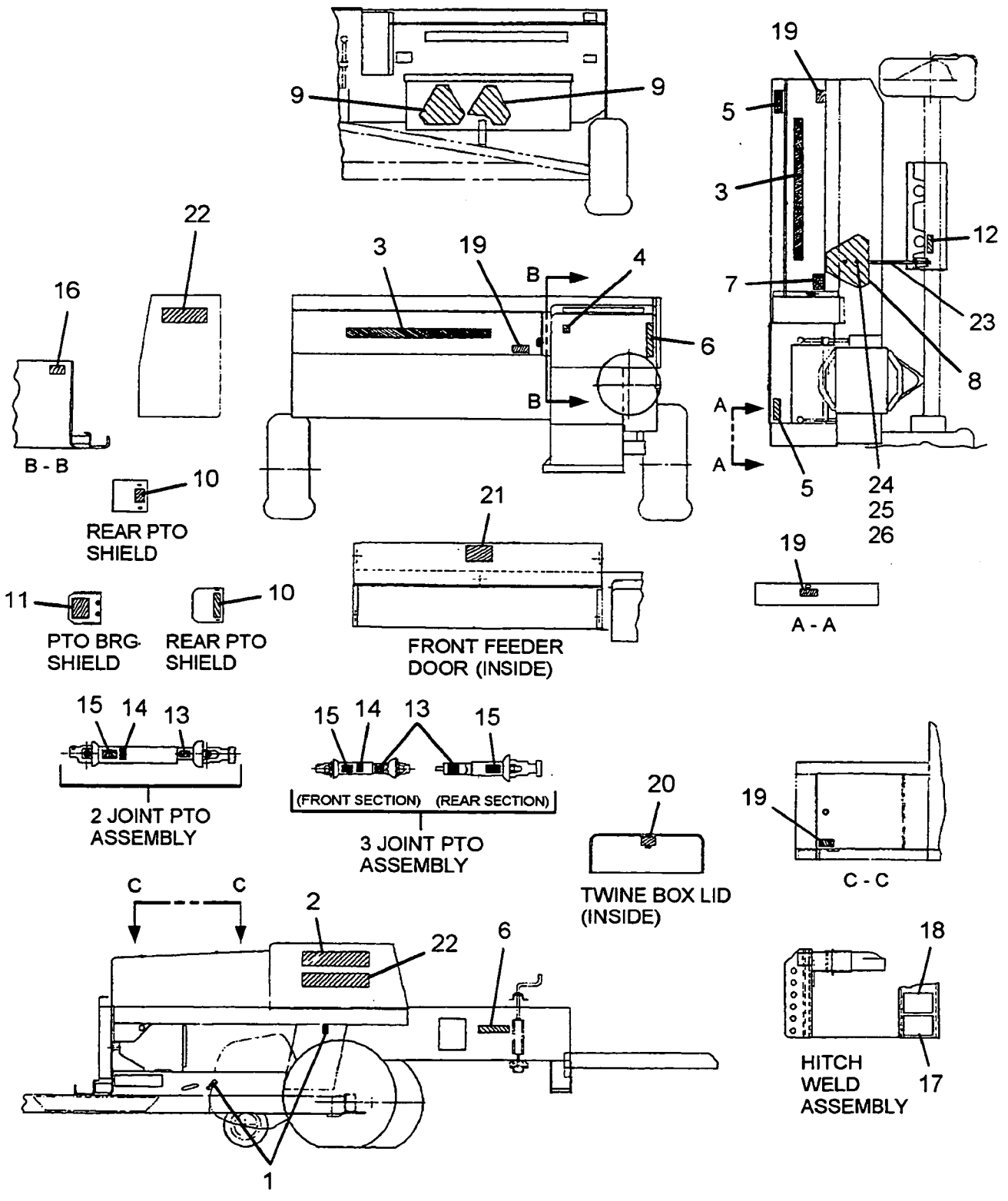
09/99

HYDRAULIC CYLINDER

REF	FN	PART NUMBER	YR/SN	QTY	DESCRIPTION
1		136448			Cylinder, Hydraulic
1A		NSS		1	Barrel
2		NSS		1	Seal, Oil Includes: Ref. 2 thru 5
3		NSS		1	O-Ring
4		NSS		1	Washer, Back-Up
5		NSS		1	Ring, Lock
6		144055		1	Rod, Piston
		NSS		AR	Kit, Repair, Seal, Includes: Ref. 2 Thru 5

580

SIGNS & DECALS



040

p1

10/99

SIGNS & DECALS

REF	FN	PART NUMBER	YR/SN	QTY	DESCRIPTION
1		165109		2	Lube
2		86521470		1	NH
3		143423		2	NH
4		86520543		1	Leaf Logo
5		86547781		2	Retroreflective Red
6		86547782		3	Retroreflective Yellow
7		643238		1	Caution
8	1	86547710		1	Includes SMV Decal and Backing
9		86547711		1	SMV Decal
10		221252		1	
11		708659		1	
12		786531		1	Wire Threading, (Not Used 580)
13		849472		2	Danger
14		28296		1	
15		849471		2	Danger
16		86598785		2	Mounts Serial Number Plate..Replaces 87522
17		859047		1	Attention
18		859046		1	Caution
20		86529671		1	Twine Threading
19		47606		3	Warning
21		9804078		1	Timing
22		86521749		2	Sign
23		195036		1	Pole
24		87304		2	#10
25		80684		2	#10
26		84821		2	#10 x 1/2"
27		9847277		1	Yellow Strobe Tape (Not Shown)
28		9847278		2	Strobe Stripe (Not Shown)
29		9615617		1	Tape, Yellow (Not Shown), 570mm
30		770196		1	Tape, Yellow (Not Shown), 44.5
31		221252		1	S.O. (Not Shown)

(1) Backing NSS, Ref. 26, 27, & 28 Mount SMV to Pole, Ref. 25

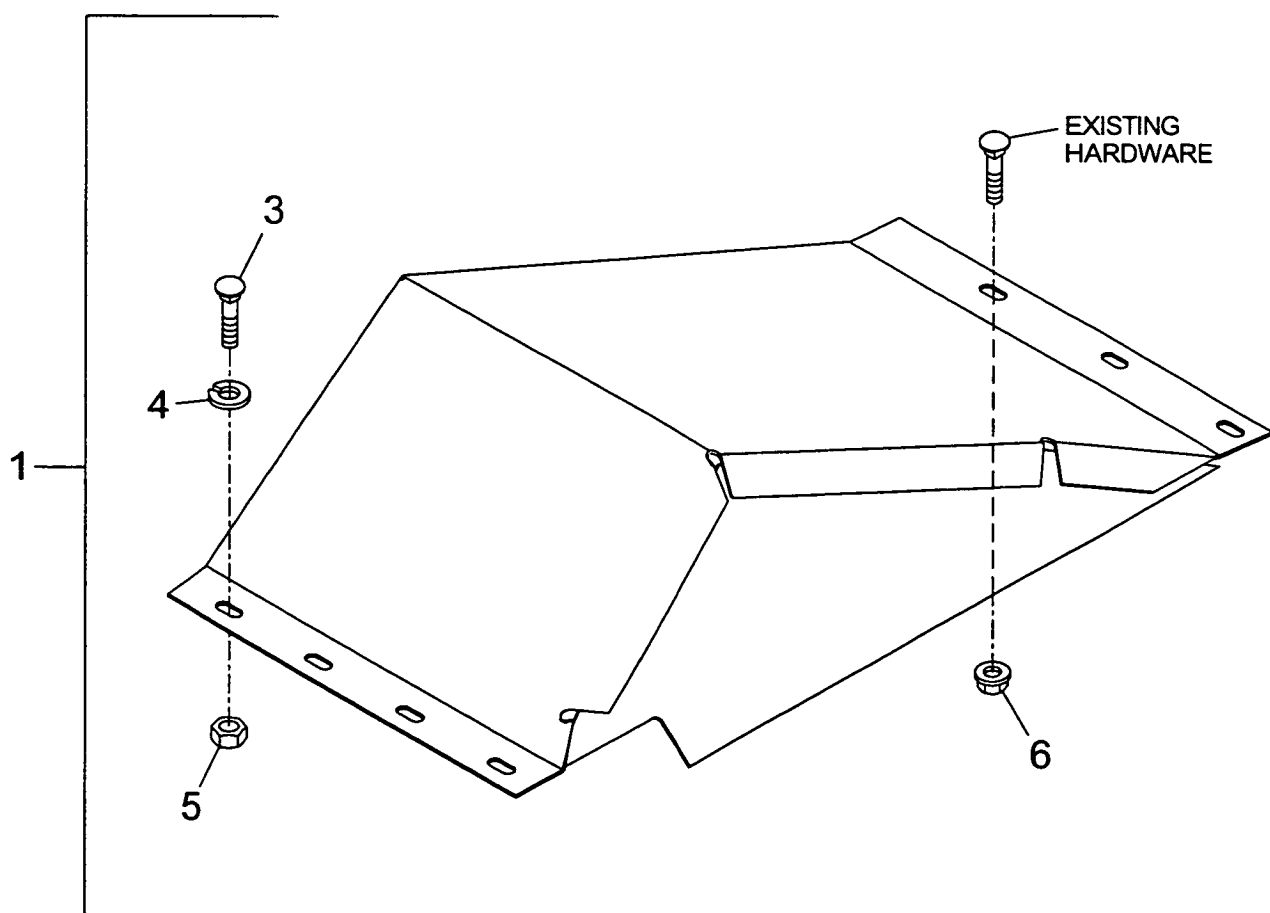
580

041

p1

10/99

GRASS HAY FEEDER KIT



GRASS HAY FEEDER KIT

REF	FN	PART NUMBER	YR/SN	QTY	DESCRIPTION
1		9843356		1	Kit, Grass Hay Feeder (Includes Ref. 2 thru 6)
2		NSS		1	Filler Plate W/A
3		280497		5	Bolt, SSQ, G5, .34 x .75"
4		80681		4	Washer, Lock, .31"
5		9635082		4	Nut, .31"..Replaces 84943
6		145458		1	Nut, Flange, USR, 5-16"-18
		NSS		1	Literature Kit 41338500

042

p1

10/99

RECOMMENDED INITIAL PARTS STOCK LIST - DEALER INFORMATION ONLY

**ART
NOT
AVAILABLE**

042

p1

10/99

RECOMMENDED INITIAL PARTS STOCK LIST - DEALER INFORMATION ONLY

REF	FN	PART NUMBER	YR/SN	QTY	DESCRIPTION
		18		1	Spring
		146		4	Knife Arm Roller
		26995		1	Baler Counter
		35469		1	Chain Idler
		36267		1	Spring
		36800		1	Cam Roller Bearing
		40714		6	Pick-Up Cam Bearing
		41521		1	Friction Disc
		42427		1	Spring
		44680		1	Bearing
		46537		1	Crank Arm Bearing
		46886		1	Oil Seal
		47216		1	Ball Bearing
		54695		1	Pick-Up Bearing Carrier
		100412		2	Oil Seal. Axle
		126761		3	Bearing and Spider
		128619		1	Seal Kit, Hydraulic Pump
		134018		1	Roller Bearing
		184317		1	Bushing
		185746		10	Nylon Bearing
		222003		3	Guide
		226228		50	Flywheel Shearbolt
		261798		2	Friction Disc Assembly
		267363		4	Twine Disc
		277203		1	Repair Kit, Hydraulic Pump
		325106		2	Bearing and Collar
		449052		2	Sleeve, Shear Bolt
		511265		1	Sprocket Idler, 15 Tooth
		574809		1	Bearing Cone
		574810		1	Bearing Cap
		603728		5	Knife Arm Kit
		612244		4	Guide
		615073		6	Knife Kit (Used with 612244)
		688282		4	Bearing Plunger
		694902		2	Twine Holder

QUANTITY LISTED IS FOR 5 MACHINES.

580

042		p2	10/99
-----	--	----	-------

RECOMMENDED INITIAL PARTS STOCK LIST - DEALER INFORMATION ONLY

**ART
NOT
AVAILABLE**

042

p2

10/99

RECOMMENDED INITIAL PARTS STOCK LIST - DEALER INFORMATION ONLY

REF	FN	PART NUMBER	YR/SN	QTY	DESCRIPTION
		714862		1	Plunger Dog
		763883		2	Set Screw, Special Assy.
		771478		10	Pin, Plunger Dog
		781216		2	Cam Kit, Bill Hook
		784746		2	Pin, Drive Lock
		791787		1	Brake Shoe
		788853		100	Pickup Finger
		791788		2	Brake Shoe
		795117		2	Knotter Hook Cam
		796734		4	Bill Hook, Std.
		796738		4	Tongue, Bill Hook
		848564		2	Pickup Guard
		854819		4	Bill Hook, Opt.
		9617868		8	Spring
		9806603		5	Bolt-Shear W/Nut
		9823887		2	Bushing
		86507979		2	Knotter Frame
		86505745		2	Plunger Dog Spring
		86507979		2	Knotter Frame
		86512882		1	Hub-Shear Bolt
		86517087		5	Seal Kit, Hydraulic Cylinder
		86578202		1	Knotter Pinion..Replaces 86529481
		86578203		1	Pinion Worm..Replaces 86529842

QUANTITY LISTED IS FOR 5 MACHINES.

580

INDEX - INDICE - INDEX - ZAHLENVERZEICHNIS - INDICE - INDICE - INHOLD - INHOUD

Number	Figure	Sequence	Ref.	Number	Figure	Sequence	Ref.
(268950)	015			120046	019		
(714290)	001		3	120068	008		
(715245001)	031		1		024		25
(778071)	027		18		027		5
(805438)	001		6	120069	004		2
(805439)	001		6		015		20
(9808754)	005		5		017		
{OW}	031		19		018		
100016	005				031		
	005				035		
	014			120070	016		
	015				016		
	015				023		
	018				023		3
	019				038		15
	024			120071	012		
	038	23			019		
100020	012				019		
	014	11			019		
	035			120073	025		4
100037	004	4		120075	031		
	005			120090	004		
	005			120091	001		
	012				001		
	016			120093	004		25
	016				023		14
	016	20		120098	006		
	023			120100	002		
	023				011		
	025	5			033		
	027	6			033		
	028	29		120101	033		
	031			120104	006		
	038	16			017		
100038	004				017		
	004				022		
	004	29			022		
	012	15			027		
	012	4			027		
	023				033		
	025	53		120106	002		
	038	18			005		
100039	019				027		
100097	027	24		120113	024		6
100412	004	32		12094	034		5
	042			121189	024		16
103244	019	5		122483	003		3
11104	026	30		122698	025		22
11106	026	25		126127	034		18
11109	026	31		12628	024		2
11117	026	11		126761	009		3
11438	003	7			010		10
115150	008	26			042		
11787	022	24		126786	033		27
	033	20		126961	027		11
11824	026	8		127462	034		20
11839	026	38		127468	034		27
11840	026	22		127469	034		8
11841	026	13		127476	034		16
12	031	16		127561	018		17
120041	004			128303	015		27
	005				038		32
	005			128375	003		4
	005			128383	025		10
	014			128406	036		8
	014			128542	003		21
	014			128619	034		3
	016				042		
	019			128621	034		2
	019			128623	034		9
	020			128624	034		10
	020			128625	034		17
	021			128825	035		3
	028			128868	001		
120044	004				001		
	014				012		28
120046	014	50		129344	003		20
	019			129345	003		19

INDEX - INDICE - INDEX - ZAHLENVERZEICHNIS - INDICE - INDICE - INHOLD - INHOUD

Number	Figure	Sequence	Ref.	Number	Figure	Sequence	Ref.
130012	025		55	140045	023		
130357	019		25		024		
130358	001				024		21
	001				025		
	012		26		027		
	012		6		027		15
130398	029		4		028		
130399	029		3		028		33
131902	009		12		028		8
132447	023		13		031		
132449	023		16		031		
132452	023		7		033		
132469	023		19		035		
132709	014		44		035		
132710	014		46		037		
133942	037		27		037		
133955	037		21		037		
134018	018		19		038		
	042			140046	002		22
134019	018		20		004		
134020	018		18		004		
134021	018		16		008		
134256	034		23		012		8
134371	036		7		014		
134372	036		6		014		
134579	033				014		
	037		18		014		35
135632	011				015		
136076	034		21		017		
136077	034		19		017		13
136082	034		22		018		
136256	037		25		018		
136418	009		9		018		14
	010		6		022		
136448	038		14	140048	012		
	039		1		014		10
136521	016		17		018		
	016		17	140774	014		
13935	020		12	140775	014		
139881	025		49	14274	034		24
140020	017		14	143423	040		3
140045	004			144055	039		6
	005			145458	041		6
	005			146	026		42
	005				042		
	005			16043224	006		
	007				006		
	008				006		
	014				006		
	014				006		
	014		8		007		
	015				007		
	015				007		
	015		21		007		
	016				015		
	016				022		
	016		23		022		
	017				025		
	017			163641	014		20
	017			163902	002		6
	018				003		13
	018		6	165077	027		19
	019			165109	040		1
	019			165484	022		7
	019			165590	014		
	019			165796	015		10
	019			166244	025		36
	019			167444	008		31
	020			169702	003		14
	020			170004	025		
	021			173011	031		7
	021			174107	033		29
	021			174265	007		10
	021			175707	002		7
	022			179243	019		
	022			18	025		54

INDEX - INDICE - INDEX - ZAHLENVERZEICHNIS - INDICE - INDICE - INHOLD - INHOUD

Number	Figure	Sequence	Ref.	Number	Figure	Sequence	Ref.
18	042			25193	015		
180039	015		23	254146	024		20
181079	019		15	25808	014		
181991	013		12		019		
183442	010		11	25810	015		
184317	010		14	25819	015		
	011		5	258425	011		13
	042			259247	022		4
184388	017		8	261066	031		10
185140	027		14	261798	011		12
185562	016		21		042		
185746	009		5	262183	011		
	010		4	262844	030		9
	042			263136	013		
187084	004		16	26392	002		14
187426	008		12	264552	006		10
	026		41	265119	027		10
187608	019			26538	003		6
187609	019			267363	026		21
	019				042		
188817	013		15	267571	014		17
188994	027		26		025		18
189423	011		14	267596	025		21
195036	004		6	268173	027		17
	040		23	268197	038		20
195903	026		41	268210	038		6
196033	004		18	268219	038		28
196348	029		2	26995	028		25
	030		4		042		
197559	028		22	27317	018		
197717	028		24		018		
200731	024		4	27318	018		36
200734	014		49	273353	034		11
201940	027			273363	034		15
211521	025		28	273364	034		26
	028		27	273365	034		12
216328	024		23	273366	034		1
216698	005		10	273367	034		7
	020		10	27367	012		32
	025		57	27697	012		31
217391	003		11		023		21
217392	003		10		025		31
218527	010		15		027		2
221252	040		10	277073	037		
	040		31	277102	004		16
221481	010		18	277203	034		
	011		2		042		
222003	024		12	278768	005		15
	042			279537	018		34
222007	013		22	279538	018		35
222015	013		21	280119	012		30
222939	025		12	280129	003		12
	025		43		005		
223796	014		43		030		
226036	015		11	280158	018		
226228	042			280161	034		
226244	002		10	280250	038		12
226245	002		9	280266	025		
228127	002		13	280275	033		
228681	025		48	280316	008		24
229241	027		21	280348	033		
235002	038		9		033		
237732	033		25	280374	012		
237911	033		19		012		29
238665	030		7	280375	008		27
238796	037		26		033		
242039	008		1	280404	028		19
244379	005		16	280414	025		2
	038		33	280428	037		
244457	006		4	280431	002		
	007		15		002		
245530	014		40		005		25
245531	014		42		008		22
245532	014		41		014		
249127	004		36		014		
249130	004		9		015		
25	027		28		015		
25121	013		16		028		16

INDEX - INDICE - INDEX - ZAHLENVERZEICHNIS - INDICE - INDICE - INHOLD - INHOUD

Number	Figure	Sequence	Ref.	Number	Figure	Sequence	Ref.
280431	033			322358	007		
280471	037				007		
	037		31		007		17
280490	001				013		
280497	041		3		013		
280503	028		32		014		
280534	008		28		015		
280566	030				017		
280607	023		23		017		
280633	037				020		
	037		29		021		
280641	003				021		
	006				021		
280687	005				021		
280724	036		11		021		
280736	002				021		
	002				021		
	033				021		
280859	037				022		
280934	025				022		
28114	008		2		022		
	023		8		022		
	024				022		
	027		31		022		
28296	040		14		022		
284620	022		10		025		
285072	004		3		025		
	025				027		
	025		34		027		
	027		36		033		
285182	008		7		033		
285183	008		11		033		
285585	012		5		033		
286947	012		17		038		4
286948	012		16	322360	019		12
288063	014			322362	014		2
29579	027		33	322441	031		11
29684	016		11	322897	033		24
29851	008		8	32383	004		17
29852	008		6	325106	019		3
300662	033				042		
320771	023		11	33004	025		40
32124	005		2	331168	011		7
321246	012			334712	015		19
321662	005		17	337475	002		
322357	002				004		
	005				004		
	006				014		
	006				014		
	006				014		
	006				014		36
	006				017		
	006				017		11
	007				018		
	008				018		
	011				018		15
	017				022		
	017			34164	014		32
	018			34378	020		13
	023			34455	002		8
	024				024		18
	027			35097	022		
	027			353308	025		
	033				027		30
	033			35469	017		12
	033				042		
	033			354720	025		
322358	005			359726	027		34
	006			36057	004		33
	006			36059	004		19
	006			36267	024		24
	006				042		
	006			36723	004		20
	006			36726	004		21
	006			36727	004		22
	007			36732	019		22
	007			36800	025		33
	007				042		

INDEX - INDICE - INDEX - ZAHLENVERZEICHNIS - INDICE - INDICE - INDHOLD - INHOUD

Number	Figure	Sequence	Ref.	Number	Figure	Sequence	Ref.
370008	016		7	43128	021		
370012	022		20		025		
37304	013		8		025		
37342	013		11		027		22
37343	013		10		033		
37382	013		24		037		
37426	013		23		037		
37431	013		7		038		2
37433	013		6	43130	002		11
37434	013		9		025		
37436	013		20	43133	020		
37437	013		17	43138	015		
374887	023				021		
374892	022				021		
37708	013		2		025		
37945	030		10	43140	005		
37946	030		8		015		
380420	022				015		22
380424	002		3		016		
380425	027		12		016		19
380426	017				017		
	017				017		
380427	019				019		26
	019				022		
380428	019		10		023		
381523	002		2		024		
385923	035				025		27
38766	019		32		027		
	020		3		028		28
38767	019		33		033		
	020		4		035		
388253	019		17		037		
39170	026		27		037		
39224	026		20		037		
39283	013		4	43154	004		
39284	013				014		
39285	013				014		
39286	013				014		34
39287	013		13	43168	018		
39288	013		13		035		
39289	013		13	43442	002		
39290	013		13		002		12
394631	035				005		
	035				007		
394818	008				025		
39725	028		6		027		
39901	037		13		027		25
40662	017		5	43458	012		14
40714	016		12	440584	017		
	042			443076	022		21
40971	027		27	44316	033		4
412085	004		28	44428	033		
412097	017		16	44429	037		12
412106	004		11	44612	018		5
	014		48	44680	010		12
412118	031		14		042		
412295	024		17	44806	028		5
41261	018		23	449052	012		21
412685	014		37		042		
412710	002			45393	014		27
41329	034		4	45876	015		25
414	027		9		016		
41521	028		7	45882	015		9
	042				016		5
42130	038		7	45960	018		22
42365	031		4	45992	005		
	035		13	46047	019		19
	035		9	46060	014		54
42369	031		3		019		18
	035		12	46234	033		
42371	028		20	46288	007		13
42427	025		30		037		8
	042			46431	037		2
42576	027			46537	012		12
43118	027		29		042		
43127	007			46789	010		16
	022			46886	011		6
43128	014				042		

INDEX - INDICE - INDEX - ZAHLENVERZEICHNIS - INDICE - INDICE - INDHOLD - INHOUD

Number	Figure	Sequence	Ref.	Number	Figure	Sequence	Ref.
47066	019		23	58771	033		26
47067	014		21	591599	033		31
	019		24	591601	033		34
47216	042			591604	033		35
47263	033		38	591606	033		32
47407	012		27	591609	033		33
	014		4	592225	004		15
	019			592890	036		3
	019			593691	036		15
47606	040		19		036		3A
47609	019		10	594116	031		17
48462	033		6		035		
48527	022		35	59585	033		18
48545	038		30	59735	033		20
49637	023		17	602702	025		6
49856	036		17	602703	014		23
50564	017		22		025		14
50600	003		2	603104	025		23
510204	036		4	603438	025		11
	036		4	603652	038		34
510390	038		11	603721	037		1
511265	014		59	603728	026		33
	019		14		042		
	042			603796	007		16
511404	038		26	604896	033		13
511408	038		13	604937	014		3
512015	036		5		019		6
512083	004		18	605025	033		14
514112	035		6	612244	026		39
	036		13		042		
514926	033			613453	017		9
	033			614332	033		37
	033			615073	026		34
	033				042		
514929	033			615179	022		39
	033			617445	025		51
	033			617446	025		50
	033			617632	017		10
516161	008		10	618179	033		10
523291	027			619099	037		11
528735	003		1	620972	025		20
529034	036		2	621531	004		15
529070	035		10	62196	022		
536293	014		47		022		
536323	028		2	625015	033		15
54695	016			627237	037		10
	016		15	630030	029		1
	042			63346	033		16
54770	016		16	637576	006		3
	016		16		007		4
571382	005			637895	028		18
571996	009		8	638025	016		25
573003	017		21	638350	025		
573004	017		18	638928	006		6
573649	015		14	639498	034		28
573958	008		9	639503	033		3
574405	038		29	639715	030		1
574495	038		31	639718	030		3
574620	038		10	64159	018		10
574809	004		13	641845	016		
	042			64263	038		19
574810	004		14	643238	040		7
	042			643284	037		6
576220	024		14	643285	037		7
577095	004		16	645650	011		11
577903	004		16	645745	025		17
578092	008		13	646429	033		17
578189	014		19	647634	025		15
	019		11	65319	004		
579553	008		18		004		
579555	008		17		010		19
579577	008		19	66497	014		28
58118	025		39	66553	014		
58147	025		44	66614	014		6
58148	025		38	672	015		4
58630	014		18	673	014		39
	019		21		015		5
	025		13	67510	022		12

INDEX - INDICE - INDEX - ZAHLENVERZEICHNIS - INDICE - INDICE - INHOLD - INHOUD

Number	Figure	Sequence	Ref.	Number	Figure	Sequence	Ref.
675162	037		22	791788	030		11
67517	016		24		042		
67606	022			795117	026		26
67619	002		16		042		
678571	033		5	795480	035		1
682052	037		19	796734	026		17
682146	008		23		042		
685301	030		6	796738	026		18
688282	022		2		042		
	042			798197	010		2
688952	001		2	798979	032		
691326	022		5	80299	008		
693895	007		7	80430	033		
694902	026		23		033		
	042			80441	013		
698872	004		10	80679	008		21
	023		2		013		
703197	033		2		013		
	034				033		
704452	010		20	80680	005		
704458	037		20		008		29
707796	005		18		013		
708164	033		17		025		
708659	040		11		025		
708890	011		1		026		4
709186	034		13		029		
710225	033		41		033		
710230	025		56		037		
710438	009		10	80681	013		
710441	009		4		030		
710445	010		9		037		
711232	033		30A		041		4
712979	010		5	80682	018		
713847	003		8		034		
714718	004		16		034		
714808	028		30		037		
714862	005		7	80684	004		
	042				006		
72062	004		34		037		
72387	036		18		040		25
76344	031		8	80700	028		15
76347	035		2	80701	005		
763883	009		13	80702	003		17
	042				011		3
767388	026		5		012		3
76770	037		3		018		13
76771	037				023		
768110	037		5		029		
768115	037		4		029		
76877	017		19		030		
770196	040		30		030		
770210	025		9	80707	006		
771478	005		9		006		
	042				023		
771598	032		6	80708	013		
773427	026		11	80719	022		26
	026		16	80755	002		
7770	002				002		
	005				017		
	006				023		20
	034				027		
781216	026		2		028		3
	042			80756	027		
781316	004				027		
	014		56		031		
	022		8	80757	026		40
784264	018		11	80777	002		
784746	026		19	80837	026		9
	042			80855	016		13
785127	002		17		034		25
785210	019			81547	013		
786531	040		12	81743	037		
788853	016		18	81844	013		
	042			81849	013		
788886	005		12	83963214	016		9
791787	025		8	84057	033		
	042			84242	034		
791788	025		7	84361	015		

INDEX - INDICE - INDEX - ZAHLENVERZEICHNIS - INDICE - INDICE - INDHOLD - INHOUD

Number	Figure	Sequence	Ref.	Number	Figure	Sequence	Ref.
84361	015			848917	016		14
	016			848939	024		1
	016			848947	016		22
	016			849035	002		4
	019			849038	002		5
	019			849039	002		1
84382	014			849052	001		4
	025			849055	001		1
84443	025			849284	036		10
847590	037		15	849285	036		1A
84821	004			849286	035		5
	006				036		1
	037			849287	035		4
	040		26		036		12
848456	005		3	849295	036		9
848469	023		24	849307	031		2
	024		8	849310	031		18
848470	023		22	849347	005		14
848480	005		11	849358	017		1
848483	005		13	849361	020		9
848489	022		41	849369	031		15
848490	022		29	849372	031		12
848495	017		7		032		
848497	018		8	849376	011		15
848530	022		13	849383	027		1
848531	022		22	849385	021		3
848532	022		18	849393	004		1
848533	022		14	849410	004		30
848534	022		15	849413	004		27
848535	022		19	849416	004		31
848536	022		16	849418	035		7
848537	022		23	849471	009		
848539	022		38		040		15
848540	022		30	849472	009		
848542	022		28		040		13
848543	022		37	850618	009		2
848545	022		17	851968	002		15
848563	017		3	854045	031		6
848564	017		4		035		11
	042			854819	026		17
848572	018		1		042		
848574	018		3	854913	005		6
848583	018		24	854963	027		3
848596	025		37	854993	001		5
848603	015		17	855228	001		
848606	015		24	85700693	023		
848615	014		33		024		10
848616	014		25	858847	037		16
848622	014		30	858848	037		17
848623	033		8	859046	001		
848628	033		9		040		18
848629	033		1	859047	001		
848630	014		55		040		17
848631	033		7	86000441	004		
848633	034		29		004		26
848639	014		22		014		52
848663	025		3		019		
848667	014		45		023		18
848669	025		1A	86000620	024		3
848686	020		17	86010402	037		23
848689	020		14	86013355	008		16
848690	020		11	86500693	023		
848692	021		4	86502134	025		45
848697	021		9	86504974	031		9
848710	014		53	86505549	019		34
848715	019		16	86505551	019		35
848730	019		10	86505553	019		36
848731	019		8	86505745	005		8
848733	021		5		042		
848734	021		2	86507486	005		
848756	019		7		007		
848765	021		10		021		
848783	024		11		021		
848799	025		1		021		
848844	025		42		021		
848847	025		46		021		
848861	025		24		021		
848903	022		27		021		

INDEX - INDICE - INDEX - ZAHLENVERZEICHNIS - INDICE - INDICE - INDHOLD - INHOUD

Number	Figure	Sequence	Ref.	Number	Figure	Sequence	Ref.
86507486	027			86516159	018		32
	027			86516587	016		14
	033			86516592	016		22
86507979	026	1A		86516680	023		15
	042			86516817	005		
	042			86517008	024		13
86507981	025	19		86517018	009		6
	026	1		86517087	033		36
	025	1			042		
86507985	025	1A		86517594	006		18
86507986	020	5		86518137	017		6
86508203	006			86518258	020		6
86508568	006			86519043	028		10
	006			86519046	028		10
	006			86520543	040		4
	007			86521425	003		
	018			86521470	040		2
	027			86521749	040		22
	033			86523851	004		24
86508569	025			86523956	031		
86508749	007	9			031		
	018			86524203	011		1
	029			86525588	012		11
	029			86526044	027		17
	030			86526219	027		18
86509133	018	31		86526406	019		10
86509265	006			86527438	036		16
	023			86528354	028		7
86509309	018			86528355	028		6
86509310	025	35		86528769	022		42
	026	14		86528797	026		44
86509540	009	7		86528903	026		43
86509541	009	1		86529374	015		26
86509542	009	8		86529375	015		12
86509543	009	6		86529391	018		37
86509544	009	5A		86529554	013		19
	010	4A		86529671	027		37
86509548	010	1			040		20
86509550	010	5		86531609	027		20
86509552	010	8		86535585	028		1
86509553	010	7		86537460	019		
86510519	006	1		86543545	008		3
86510521	006	2			023		9
86510550	007	14			027		32
86510553	007	6		86544164	038		25
86510600	007	5		86544355	015		28
86511045	022			86547668	022		43
86511189	037			86547710	004		7
	037	30			040		8
86511191	004	35		86547711	004		8
	008	25			040		9
86511448	035			86547781	040		5
	036	14		86547782	040		6
86511491	019	34		86547944	005		22
86511492	019	36		86548970	015		8
86511493	019	35			016		6
86511829	017				019		2
	017				020		2
86512328	022	3		86548973	014		26
86512441	005			86550672	033		42
86512446	005			86555352	025		47
	018	4		86555354	025		48
	021			86555524	025		49
	022			86560503	007		8
	038	21		86565914	033		18
86512812	025			86566268	023		
86512882	012	23		86573397	028		31
	042			86577790	025		17
86513238	005	24		86578202	026		15
	015				042		
86514198	037	28		86578203	026		12
86515498	004	1			042		
86515796	007	11		86598785	040		16
	027	21		87016	023		
86516033	015	1			023		
	017	6			024		
86516094	018	29			024		19
86516095	018	30			025		

INDEX - INDICE - INDEX - ZAHLENVERZEICHNIS - INDICE - INDICE - INDHOLD - INHOUD

Number	Figure	Sequence	Ref.	Number	Figure	Sequence	Ref.
87016	025		29	87414	019		
	027				020		
	027		13		020		7
	028		26		023		
87019	028		23		023		
87041	018		2		025		
87101	037				025		
87122	014		15		025		25
	025				026		6
	025				031		
87256	033			87415	013		
87277	018				020		
87304	004				024		
	006				026		7
	008			87455	003		5
	023			87463	026		29
	024			87569	010		
	027				010		
	037				011		
	040		24		015		18
87308	038		8		023		
87309	009				024		
87340	008		14		025		41
87361	006			87572	031		1A
	006			87587	028		21
	006			87591	015		
	006			87653	026		37
	006				037		
	030			87657	007		18
87362	006				033		
	006				038		
	006			87667	037		
	006			87670	012		
	006				013		
	006				030		
	006			87673	010		17
	007			87694	038		24
	007			87812	026		36
	007				037		
	007			87868	014		
	026		28	87872	013		
	027				013		
	027		23		014		
	030			87936	012		
	038		3		016		
87364	015		15		016		
	017		15	87938	033		21
	030			87948	003		22
	033			87972	012		
87365	002				015		
	002				025		52
	002				038		
	014		5	87974	030		
	014		51	88062	022		6
	019				033		
	019			88130	033		
	020			88206	013		
	023				026		32
	024				029		
	028		4	88406	033		
87367	018		28		034		
	024		27	88419	033		
87381	004		12	88434	005		
	018		21		005		
	020		15		018		
87398	003		9		024		
	018		25		029		
87399	015		3		033		
	016		2	88436	003		16
	018		27	88457	001		
87400	014		14	88458	037		32
	024		15	88542	034		
87406	003		15	88546	038		
87414	003			88559	033		
	009		11	88637	026		35
	010		3	88682	014		
	012				014		
	018		33		038		

INDEX - INDICE - INDEX - ZAHLENVERZEICHNIS - INDICE - INDICE - INHOLD - INHOUD

Number	Figure	Sequence	Ref.	Number	Figure	Sequence	Ref.
88729	012			9628503	018		
88832	005				018		
88871	012				018		7
	012				019		
	025		53		019		
	030				019		
	030				019		
	038				019		
88886	008		15		020		
88902	003		18		020		
	012				021		
	029				021		
	030				021		
	033				021		
	038				022		
88941	038		27		023		
88971	014				024		
	014				024		22
	014				024		26
	030				024		7
88992	037				025		
900301	022				027		
91932	031		25		027		
9503184	011		13		027		16
9503185	028				028		
9511031	024		17		028		34
9512667	034				028		9
9600755	035		14		029		
9604372	004		8		031		
9604375	006		5		033		
9604401	006		8		035		
9604402	006		9		037		
9604411	006		5		037		
9604414	006		13		037		
9604415	006		16		037		
9604417	006		15		038		
9604418	006		14	9635082	014		
9604424	006		11		022		
9604425	007		3		030		
9604506	006		12		033		
9604507	017				033		
9604508	017				037		
9604514	023		10		038		
9604522	012		11		041		5
9604528	028		1	9635563	034		6
9604533	022		40	9636711	002		
9604535	027		7		002		
9604550	008		4	9636972	017		20
9604557	027		4	9637417	008		20
9615021	007		12	9637916	013		
9615177	014		38	9638005	015		
9615573	022		34	9671424	019		20
9615574	022		32	9706685	015		
9615617	040		29	9706687	002		
9615986	014		7		008		
9617868	011		8		012		7
	042				018		
9617873	033		28		018		
9617991	013		1	9706689	026		3
9619619	006		17	9706690	005		
9621869	017		17		006		
9621911	015		7		006		
9621919	016		8		006		
9626568	025				006		
9628503	004				006		
	005				006		
	005				006		
	007				006		
	007				007		
	008				007		
	011		30		007		
	014		10		007		
	014				007		
	014				007		
	014				014		
	014				015		
	015				017		
	015				020		
	015				021		
	016				021		
	017						

INDEX - INDICE - INDEX - ZAHLENVERZEICHNIS - INDICE - INDICE - INDHOLD - INHOUD

Number	Figure	Sequence	Ref.	Number	Figure	Sequence	Ref.
9706690	021			9808112	008		5
	021			9808473	005		1
	021			9808492	023		1
	021			9808495	023		12
	021			9808497	015		16
	021			9808498	007		1
	022			9808751	038		1
	022			9808753	005		21
	022			9808850	012		24
	025			9809008	022		11
	025			9809088	022		1
	027			9809241	022		36
	027			9809342	021		1
	027			9809343	021		11
	027		8	9809344	021		6
	033			9809345	021		7
	033			9809346	021		8
	033			9809523	006		
	038		5		007		
9706693	012		13	9809617	027		20
	015			9809944	021		12
	025		52	9820205	019		27
	038		17	9820206	019		30
9706694	020		16	9820351	026		24
9706702	004			9820414	024		5
	012		2	9820487	026		10
	018		12		026		11
9706716	012			9820488	030		5
9706752	030			9821757	013		
	030			9821795	019		13
9706755	002			9821796	019		9
	006			9822611	022		31
	006			9822612	022		9
	006			9822652	019		28
	006			9822653	019		29
	007			9822654	019		31
	011			9822667	019		28
	017			9822703	014		9
	017			9822717	019		16
	018			9822718	014		53
	027			9823452	028		12
	027			9823455	028		13
	033			9823456	028		14
	033			9823463	028		11
	033			9823882	012		1
9707516	002				013		
	005		23	9823883	013		18
	013			9823885	013		3
9707580	002			9823887	012		20
9800957	025		16		042		
9801065	011		9	9823888	012		9
9801069	006		7	9823891	005		4
9801459	015		6	9823895	013		14
9801460	015		13	9823897	013		5
9801462	015		2	9823900	012		10
9801463	016		10	9823902	012		19
9801464	016		4	9823906	012		18
9801466	016		3	9823911	014		16
9801468	016		1	9823914	014		12
9801471	014		13	9824600	022		33
9801472	014		31	9825718	019		26A
9801474	014		24	9827853	012		25
9801475	020		1	9827886	005		19
9801636	037		14	9827888	014		58
9802575	019		1	9827889	023		4
9803043	020			9827891	005		20
9803122	018		9	9827960	010		8
9804078	040		21	9828019	005		19
9806603	012		22	9828556	011		4
	042			9829017	014		29
9807008	023		25	9829225	030		12
	024		9	9829276	004		27
9807864	019		10	9829278	004		31
9807866	019		8		004		37
9807868	019		1	9829285	033		22
9807894	023		6	9829289	025		26
9807896	023		5	9829293	014		57
9807929	033		23	9841704	018		26

INDEX - INDICE - INDEX - ZAHLENVERZEICHNIS - INDICE - INDICE - INHOLD - INHOUD

Number	Figure	Sequence	Ref.	Number	Figure	Sequence	Ref.
9842969	030		2				
9843356	041		1				
9843711	026		9				
9845281	019		13				
9845282	019		9				
9845283	019		4				
9845284	019		4				
9845351	020		8				
9845392	010		13				
9845480	033		30				
9846565	017		2				
9846872	025		32				
9847046	019		15				
9847071	004		19				
9847148	028		10				
9847181	007		2				
9847277	040		27				
9847278	040		28				
9847584	004		23				
9848065	014		1				
9849260	021		13				
NS	004		15				
	004		15				
	033		11				
	033		12				
	033		39				
	033		40				
	037		9				
NSS	027		35				
	031		5				
	032		1				
	032		2				
	032		3				
	032		4				
	032		5				
	034						
	034						
	034						
	035		14				
	036		19				
	036		20				
	036		21				
	039						
	039		1A				
	039		2				
	039		3				
	039		4				
	039		5				
	041						
	041		2				
PL	004		15				
	004		15				
	011						



580 SQUARE BALER

